



Football Report

Monday, Oct. 28, 2013

PUBLIC RELATIONS
 Mark Simpson, Assistant Commissioner
 marks@bigsouth.org
 Nic Bowman, Assistant Director
 nicb@bigsouth.org
 Bryan Dillon, Public Relations Assistant
 bryanmd@bigsouth.org
 Phone: (704) 341-7990
 Fax: (704) 341-7991

WEEK 10

#BIGSOUTHFB • BIGSOUTHSPO RTS.COM • FCSINSIDER.COM • #FCS

CONTACT: MARK SIMPSON

2013 BIG SOUTH FOOTBALL STANDINGS

Team	Big South					Overall								
	W	L	PCT	PF	PA	W	L	PCT	PF	PA	Home	Road	L10	Streak
Coastal Carolina	3	0	1.000	163	86	8	0	1.000	379	211	4-0	4-0	8-0	W8
Charleston Southern	1	0	1.000	25	17	8	1	.889	231	178	3-0	5-1	8-1	W1
Presbyterian College	1	0	1.000	49	35	3	4	.429	202	230	3-1	0-3	3-4	W2
Liberty	1	1	.500	76	55	4	4	.500	280	155	3-1	1-3	4-4	W1
Gardner-Webb	0	2	.000	7	66	4	4	.500	156	212	3-1	1-3	4-4	L3
VMI	0	3	.000	79	140	1	7	.125	168	324	1-3	0-4	1-7	L6

THIS WEEK'S SCHEDULE

Saturday, Nov. 2

Warner
 at GARDNER-WEBB 1:30pm
(Big South Network)

#18/24 CHARLESTON SOUTHERN *
 at PRESBYTERIAN 2:00pm
(ESPN3)

Charlotte 3:00pm
 at #3/6 COASTAL CAROLINA
(Big South Network; WCCB-TV, WFXB-TV, WOLO-TV)

VMI 3:30pm
 at LIBERTY *
(Big South Network, LFSN)

Big South school in ALL CAPS
 * - Big South game

CHOICE HOTELS OFFENSIVE PLAYER OF THE WEEK

CHRISTIAN REYES • RB • Junior
 Charleston Southern • Rouge River, Ore.

Reyes rushed for a career-high 181 yards on 26 carries to lead the Buccaneers past Charlotte, 36-14. He averaged 7.0 yards per rush and had eight carries go for at least 10 yards. Reyes collected nine of CSU's 19 rushing first downs and his rushing total was the most in a game for the Buccaneers since 2005. His rushing effort was responsible for sustaining three of CSU's four touchdown drives, and he became the Bucs' single-season rushing leader in the process.

DEFENSIVE PLAYER OF THE WEEK

LIBERTY
 DEFENSIVE LINE

Liberty's defensive front combined for 17 tackles (8 solo, 11 assisted), five of the team's six sacks and 12.5 of the squad's 14.0 tackles-for-loss in the Flames' 24-0 shutout of Gardner-Webb. Five different defensive linemen factored into the group's five sacks, while six accounted for the unit's 12.5 TFL. **JIBRILLE FEWELL** led the defensive line with five tackles and 2.0 TFL, while **TOBY ONYECHE** had a team-high 1.5 sacks against the Runnin' Bulldogs. The defensive line limited GWU to 30 net rushing yards and 230 yards of offense.

SPECIAL TEAMS PLAYER OF THE WEEK

DEVIN BROWN • KOR • R-Freshman
 Coastal Carolina • Charleston, S.C.

Brown, making his second start at kickoff returner, returned four kickoffs for 140 yards (35.0 average) against VMI, including a 95-yarder for a touchdown. Following a VMI field goal that made the score 38-27 midway through the third quarter, Brown returned the ensuing kickoff 95 yards for a score -- the longest scoring play in Coastal history.

THE CRONS BRAND FRESHMAN OF THE WEEK

MIKE HOLLOWAY • RB • Freshman
 Charleston Southern • Atlanta, Ga.

Holloway rushed 10 times for 81 yards and his first career touchdown in the Bucs' win over Charlotte. He had a 5-yard touchdown run in the fourth quarter to put the game out of reach. Holloway had four carries go for at least 10 yards and rushed for three first downs.

LAST WEEK'S RESULTS

Saturday, Oct. 26

at #3/6 COASTAL CAROLINA * 66
 VMI 27

LIBERTY 24
 at GARDNER-WEBB * 0

at #24 CHARLESTON SOUTHERN 36
 Charlotte 14

at PRESBYTERIAN 49
 Point 19

Big South school in ALL CAPS
 * - Big South game

Campbell 00800295	Charleston Southern 00211970	Coastal Carolina 00211960	Gardner-Webb 00211940	High Point 00211950	Liberty 00211890	CHOICE HOTELS INTERNATIONAL		Longwood 00228160	Presbyterian 00219540	Radford 00211900	UNC Asheville 00211910	VMI 00211880	Winthrop 00211920
Big South Conference 00210230													

Call Choice Hotel's Sports Desk
 and give your school's code to
 receive a 15% discount!
 1-877-240-AWAY (2929)



2013 PRESEASON POLL

Defending Big South football co-champion Coastal Carolina has been picked first in the League's annual preseason poll for the first time since 2006. Below are the preseason poll results, with first-place votes in parentheses:

- 1. Coastal Carolina (9)84
- 2. Liberty (6)80
- 3. Gardner-Webb58
- 4. Charleston Southern39
- T-5. VMI27
- T-5. Presbyterian College27

2013 PRESEASON ALL-CONFERENCE TEAM

Preseason Offensive Player of the Year
MATT HAZEL, Sr., WR, Coastal Carolina

Preseason Defensive Player of the Year
QUINN BACKUS, Jr., LB, Coastal Carolina

PRESEASON ALL-CONFERENCE TEAM

OFFENSE

- QB Josh Woodrum, R-Soph., Liberty
- RB Teddy Allen, Sr., Charleston Southern
- RB Lorenzo Taliaferro, Sr., Coastal Carolina
- WR Matt Hazel, Sr., Coastal Carolina
- WR Kenny Cook, R-Jr., Gardner-Webb
- WR Niccolo Mastromatteo, Sr., Coastal Carolina
- TE Seth Cranfill, R-Jr., Gardner-Webb
- OL Chad Hamilton, R-Jr., Coastal Carolina
- OL Jamey Cheatwood, R-Sr., Coastal Carolina
- OL Hunter Steward, R-Sr., Liberty
- OL Will Lucas, Sr., VMI
- OL Drew Herring, R-Sr., Coastal Carolina

DEFENSE

- DL Preston Pemasa, Sr., Gardner-Webb
- DL Matt Goods, R-Sr., Gardner-Webb
- DL Cory Freeman, R-Sr., Liberty
- DL Francis Bah, R-Sr., Liberty
- LB Quinn Backus, Jr., Coastal Carolina
- LB Tanner Burch, Jr., Gardner-Webb
- LB Nick Sigmon, R-Jr., Liberty
- LB Mike McClure, Sr., Coastal Carolina
- DB Walt Aikens, R-Sr., Liberty
- DB Elijah Lee, Sr., Charleston Southern
- DB Kevin Fogg, R-Sr., Liberty
- DB Johnnie Houston, R-Sr., Coastal Carolina

SPECIAL TEAMS

- PK John Lunsford, Soph., Liberty
- P Grant Bowden, Sr., Liberty
- LS Hudson Smith, R-Sr., Gardner-Webb (tie)
- LS Richard Wright, R-Sr., Liberty (tie)
- KR J.J. Hubbard, Jr., Gardner-Webb
- PR Niccolo Mastromatteo, Sr., Coastal Carolina



2013 BIG SOUTH FOOTBALL COACHES TELECONFERENCE - EACH TUESDAY

Each Tuesday during the 2013 season, the Big South head football coaches will participate in a weekly teleconference call, beginning at 10:20am ET. Each call will be recorded and available for playback on the Conference website Tuesday afternoons. The next call is scheduled for **tomorrow, Oct. 29. THIS CALL IS OPEN TO MEDIA ONLY.** For more information, please contact **Mark Simpson** at 704-341-7990 or marks@bigsouth.org.

THE BIG SOUTH CONFERENCE IN THE NATIONAL POLLS

Week of	CSU	CCU	GWU	LU	PC	VMI
Preseason	--/--	25/21	--/RV	RV/RV	--/--	--/--
Sept. 2	RV/RV	24/22	RV/--	RV/--	--/--	--/--
Sept. 9	--/--	21/21	RV/--	RV/--	--/--	--/--
Sept. 16	--/--	15/15	RV/RV	RV/--	--/--	--/--
Sept. 23	RV/--	12/11	25/RV	RV/--	--/--	--/--
Sept. 30	RV/RV	9/6	25/24	RV/--	--/--	--/--
Oct. 7	RV/25	8/6	RV/RV	--/--	--/--	--/--
Oct. 14	RV/24	6/4	RV/--	--/--	--/--	--/--
Oct. 21	RV/24	6/3	RV/--	--/--	--/--	--/--
Oct. 28	24/18	6/3	--/--	--/--	--/--	--/--
Nov. 4						
Nov. 11						
Nov. 18						
Nov. 25						
Final						

The Sports Network poll is listed first, followed by the FCS Coaches Poll.

RV - Received Votes na - not available

2013 BIG SOUTH FOOTBALL NATIONAL HONORS

Walter Payton Award Watch List

Lorenzo Taliaferro, Coastal Carolina

Buck Buchanan Award Watch List

Quinn Backus, Coastal Carolina

NFF National Scholar-Athlete Award Candidate

Campbell Trophy Semifinalist

Niccolo Mastromatteo, Coastal Carolina

The Sports Network National Players of the Week

Calvin Bryant, Charleston Southern (co-DEF - Sept. 2)O.J. Le'iatua Mau, Gardner-Webb (DEF - Sept. 23)

College Sporting News National All-Stars

Quinn Backus, Coastal Carolina (Sept. 9)
Chad Geter, Gardner-Webb (Sept. 16)
O.J. Le'iatua Mau, Gardner-Webb (Sept. 23)
Quinn Backus, Coastal Carolina (Oct. 14)

USACollegeFootball.org National Players of the Week

Quinn Backus, Coastal Carolina (DEF - Oct. 14)

FCS College Football Performance Awards

National Performers of the Week

Quinn Backus, Coastal Carolina (Linebacker - Week 1)
Jeremiah McKie, Presbyterian (Punt Return - Week 2)
Kevin Fogg, Liberty (Defensive Back - Week 2)
Dylan Black, Charleston So. (Defense, DL - Week 4)
Quinn Backus, Coastal Carolina (Linebacker - Week 7)
Lorenzo Taliaferro, Coastal Carolina (RB - Week 8)
Jeremiah McKie, Presbyterian (Kickoff Return - Week 8)
Devin Brown, Coastal Carolina (Kickoff Return - Week 9)

CFPA National Defensive Performer of the Year

Watch List

Quinn Backus, Coastal Carolina

CFPA National Freshman Performer of the Year

Watch List

Ben Robinson, Charleston Southern
De'Angelo Henderson, Coastal Carolina

Senior Bowl Watch List (2)

Walt Aikens, Liberty
Matt Hazel, Coastal Carolina

South Carolina Football Hall of Fame

College Player of the Year Award List

Matt Hazel, Coastal Carolina

The Sports Network Preseason All-America (4)

Richard Wright, Liberty (1st Team)
Kevin Fogg, Liberty (2nd Team)
Hudson Smith, Gardner-Webb (2nd Team)
Quinn Backus, Coastal Carolina (3rd Team)

College Sports Journal Preseason All-America (6)

Kevin Fogg, Liberty (1st Team)
Richard Wright, Liberty (1st Team)
Niccolo Mastromatteo, Coastal Carolina (2nd Team)
Hudson Smith, Gardner-Webb (2nd Team)
Quinn Backus, Coastal Carolina (3rd Team)
Tanner Burch, Gardner-Webb (3rd Team)

Phil Steele Magazine Preseason All-America (6)

Kevin Fogg, Liberty (1st Team)
Richard Wright, Liberty (1st Team)
Hudson Smith, Gardner-Webb (2nd Team)
Quinn Backus, Coastal Carolina (3rd Team)
Niccolo Mastromatteo, Coastal Carolina (3rd Team)
Tanner Burch, Gardner-Webb (4th Team)

Lindy's Preseason All-America (1)

Quinn Backus, Coastal Carolina (2nd Team)

2013 BIG SOUTH CONFERENCE FOOTBALL PLAYERS OF THE WEEK

<u>WEEK</u>	<u>CHOICE HOTELS OFFENSIVE PLAYER OF THE WEEK</u>	<u>DEFENSIVE PLAYER OF THE WEEK</u>
Sept. 2	RB Juanne Blount, R-Jr., Gardner-Webb 28-162-2 TD (4, 1) ... Had 20 carries, 120 yards and 2 TD in 2nd half	LB Calvin Bryant, Sr., Charleston Southern 12 TT (7-5), 1.5 TFL (-3), 1 FF, 1 PBU
Sept. 9	QB Eric Kordenbrock, Sr., VMI 23-30-4 TD (8, 38, 56, 10), 314 YDS, 76.7 % ... Also had 1-YD TD rush	LB Quinn Backus, Jr., Coastal Carolina 15 TT (9-6), 1.0 TFL (-3), 1 INT (6 YDS), 2 PBU
Sept. 16	RB Lorenzo Taliaferro, Sr., Coastal Carolina 17-174-3 TD (45, 5, 11), 10.2 AVG ... 8 rushes for first down or TD	OLB Chad Geter, Soph., Gardner-Webb 10 TT (4-6), 1.5 TFL, 1.0 SK (-11) ... 8 second-half tackles, 5 tackles in 4th qtr
Sept. 23	RB Juanne Blount, R-Jr., Gardner-Webb 35-139, 4.0 AVG ... 10 first down rushes vs. Wofford	NG O.J. Le'iatua Mau, Soph., Gardner-Webb 9 TT (1-8), 1.5 TFL (-4), 1.0 SK (-3), 1 QBH ... Career-high tackles vs. Wofford
Sept. 30	Coastal Carolina Offensive Line 652 total offense (7.5 AVG), 53 points at Elon ... 0 sacks allowed	DE Will Hunt, R-Sr., Charleston Southern 5 TT (2-3), 1.0 TFL (-3), 1.0 SK (-3), 1 FF
Oct. 7	QB Lucas Beatty, R-Jr., Gardner-Webb 35-52-4 TD (3, 20, 3, 1), 389 YDS ... 393 TOFF YDS	CB Kenny Scott, Jr., Liberty 5 TT (4-1), 2 INT, 16 YDS, 1 PBU ... 2 INTs came in the end zone at ODU
Oct. 14	RB Lorenzo Taliaferro, Sr., Coastal Carolina 24-144-3 TD (4, 2, 13), 6.0 AVG ... 167 all-purpose yards	LB Quinn Backus, Jr., Coastal Carolina 11 TT (5-6), 0.5 TFL, 1 INT, 73 YDS, 1 TD, 2 PBU vs. Gardner-Webb
Oct. 21	RB Lorenzo Taliaferro, Sr., Coastal Carolina 26-151-4 TD (2, 5, 9, 7), 5.8 AVG ... 100 RUSH YDS, 3 TD in 2nd Half	LB Quinn Backus, Jr., Coastal Carolina 10 TT (7-3), 2.0 TFL (-7) at Liberty
Oct. 28	RB Christian Reyes, Jr., Charleston Southern 26-181, 7.0 AVG ... eight rushes for 10+ yards ... nine FD rushes	Liberty Defensive Line 17 TT (8 S, 11 A), 5.0 SK, 12.5 TFL ... Held Gardner-Webb to 30 net rush yards
Nov. 4		
Nov. 11		
Nov. 18		
Nov. 25		

2013 SPECIAL TEAMS PLAYER OF THE WEEK

<u>WEEK</u>	<u>SPECIAL TEAMS PLAYER OF THE WEEK</u>
Sept. 2	DB LaDarius Hawthorne, Sr., Coastal Carolina Blocked 39-yard FG attempt that was returned for TD
Sept. 9	P Grant Bowden, Sr., Liberty 5-201, 40.2 AVG (35-34-45-36-51) ... Two inside 20-YD line, 39.8 net
Sept. 16	PK/P Jordan Day, Sr., Gardner-Webb FG: 4-4 (39-37-29-30), 12 PTS ... PUNTS: 6-242, 40.3 AVG
Sept. 23	PK/P Jordan Day, Sr., Gardner-Webb Game-winning 35-yard FG vs. Wofford ... PUNTS: 5-187, 37.4 AVG
Sept. 30	PK Mark Deboy, R-Soph., Charleston Southern FG: 2-2 (32-21), 6 PTS in win at Appalachian State
Oct. 7	P Stephen Doar, R-Soph., Presbyterian College 8-323, 40.4 AVG (seven 40+ yards) ... Two inside 20-YD line, 37.6 net
Oct. 14	P Truett Burns, Fr., Charleston Southern 4-156, 39.0 AVG ... Three inside 20-YD line, 34.8 net average
Oct. 21	DB LaDarius Hawthorne, Sr., Coastal Carolina Blocked 40-yard FG attempt that would have forced 3rd overtime
Oct. 28	KOR Devin Brown, R-Fr., Coastal Carolina KR: 4-140-1 TD, 35.0 AVG ... 95-yard KR touchdown vs. VMI
Nov. 4	
Nov. 11	
Nov. 18	
Nov. 25	

2013 FRESHMEN OF THE WEEK

<u>WEEK</u>	<u>THE CRONS BRAND FRESHMAN PLAYER OF THE WEEK</u>
Sept. 2	CB Samson Baldwin, R-Fr., Coastal Carolina 7 TT (5-2), 1.0 TFL (-3), 2 PBU
Sept. 9	S Alex Searce, R-Fr., Coastal Carolina 7 TT (4-3) vs. Furman (tied for 3rd-most for CCU)
Sept. 16	CB Samson Baldwin, R-Fr., Coastal Carolina 2 TT (1-1), 2 PBU, 1 INT ... 22-yard interception return
Sept. 23	RB Ben Robinson, Fr., Charleston Southern 12-98-1 TD (2), 8.2 AVG, Long of 39 at Norfolk State
Sept. 30	WR Matthew Nicholson, Fr., VMI 5-86-2 TD (10, 39) vs. Robert Morris ... Two game-tying TD catches
Oct. 7	TE Mike Estes, R-Fr., Gardner-Webb 4-74-1 TD (27), 18.5 AVG per catch ... 4 first down receptions
Oct. 14	QB Daniel Croghan III, R-Fr., Charleston Southern 18-27-2 TD (27, 48), 245 YDS ... 275 TOT OFF at VMI
Oct. 21	QB Heys McMath, Fr., Presbyterian College 21-33-2 TD (12, 16), 322 YDS; 1-YD TD rush ... 354 TOT OFF vs. VMI
Oct. 28	RB Mike Holloway, Fr., Charleston Southern 10-81-1 TD (5), 8.1 AVG ... four rushes for 10+ yards ... three FD rushes
Nov. 4	
Nov. 11	
Nov. 18	
Nov. 25	

PRELUDE TO A CHAMPIONSHIP?

Coastal Carolina is 3-0 in Big South play for the first time since 2006 and fourth time overall. It is the 15th time in League history that a member has opened 3-0 in Conference action -- which has occurred all 12 years of Big South football, and 13 of those squads went on to win/share the Big South Championship. The only team not to win the League title after starting 3-0 was Liberty in 2011 (second-place).

CHAMPIONSHIPS ARE WON IN NOVEMBER

Five-time Big South football champion Coastal Carolina is 25-6 (=80.6) in its history in regular-season games in November. In fact, the Chanticleers are the only Big South member to win a game in November every season since 2003. In addition, five-time champ Liberty is 24-9 (=72.7 percent) since 2002 during the month of November.

EIGHT IS NOT ENOUGH

For just the second time in Big South history, two teams have won at least eight regular-season games in the same season. Charleston Southern (8-1) and Coastal Carolina (8-0) join their 2006 counterparts, as both programs won nine regular-season games that season.

TALIAFERRO ADDED TO PAYTON AWARD LIST

Coastal Carolina RB **LORENZO TALIAFERRO** was added to the 2013 Walter Payton Award Watch List on Oct. 24, which marks the fourth-straight season the Big South has had a candidate for the FCS Offensive Player of the Year award. Taliaferro is the eighth overall Big South student-athlete to be an official candidate for the Payton Award. Coupled with Chants' LB **QUINN BACKUS** on the Buck Buchanan Award Watch List, Coastal is one of five schools nationally with candidates for both National Player of the Year awards.

REGULAR-SEASON BAKER'S DOZEN FOR COASTAL CAROLINA

Coastal Carolina has won 13 consecutive regular-season games, the second-longest streak in Big South history and one victory away from tying the all-time mark. That record belongs to Charleston Southern, which won 14 consecutive regular-season contests from Oct. 15, 2005 - Nov. 4, 2006.

THE UNDEFEATEDS

Coastal Carolina is one of just three FCS teams still undefeated, joining Fordham (8-0) and North Dakota State (8-0). Coastal Carolina is the second team in League history to start a season 8-0, just behind Charleston Southern's 9-0 open to the 2006 campaign. The Chanticleers' eight-straight wins this year is also the second-longest streak in a single-season.

REYES OF SUNSHINE

Charleston Southern RB **CHRISTIAN REYES** has rushed for a CSU single-season record 953 rushing yards after eclipsing the previous mark of 774 this past Saturday against Charlotte. Reyes, who is second in the Big South in rushing, surpassed the record set by **VINSON BLAIR** 15 years ago in 1998.

GOING FOR TWO

Charleston Southern and Presbyterian College are 1-0 in League action. The Buccaneers are 1-0 for the first time since 2008 and last started 2-0 in 2006. PC is 1-0 for the first time as Big South members.

CUP OF JOE


Coastal Carolina second-year head coach **JOE MOGLIA** has won 16 of his first 21 games leading the Chanticleers. It is tied for the second-most wins by a head coach in his first two years in the Big South (former Coastal head coach **DAVID BENNETT** won 16 of his first 22 games from 2003-04). Former Gardner-Webb leader **STEVE PATTON** holds the all-time mark for most head coaching wins in his first two seasons in the Big South -- 17 from 2002-03 (17-5 in that span).

50 SHADES OF GREY

The Big South has a single-season record nine 50-point games this season, which surpasses the previous high of eight that was set during the 2004 campaign. Coastal Carolina owns five of the those 50-point games, establishing the Big South single-season mark for most 50-point contests. The Chants surpassed the previous best of four set by Liberty in 2009. The Flames and Gardner-Webb have recorded two 50-point games each this year, with GWU's efforts coming in back-to-back games -- accomplished for the first time since Gardner-Webb's first two games of the 2005 campaign.

TRIPLE OPTION OFFENSE

Coastal Carolina's season average of 496.6 yards of offense is pacing ahead of the Big South single-season record of 468.1 established by the Chanticleers in 2006. Coastal has surpassed 500 yards of offense in a game five times this season, matching the Big South single-season mark first established by Gardner-Webb in 2005. Meanwhile, the Chants became the first team in Big South history to score 50 points, rush for more than 300 yards and gain more than 500 yards of offense in three consecutive games, as the Chanticleers surpassed all three benchmarks during Weeks 3-5. The Chants' achievement also tied the Big South records in each category separately.

BIG SOUTH VS. DIVISION I	
vs. FOOTBALL CHAMPIONSHIP SUBDIVISION (15-7, .682)	
Colonial	1-2
Richmond	1-2
Mid-Eastern Athletic	4-0
Hampton	1-0
Morgan State	1-0
Norfolk State	1-0
South Carolina State	1-0
Northeast	0-1
Robert Morris	0-1
Ohio Valley	1-0
Eastern Kentucky	1-0
Patriot League	0-0
Bucknell	
Pioneer	1-0
Campbell	1-0
Southern	6-2
Furman	2-1
Appalachian State	1-0
Elon	1-0
The Citadel	1-0
Wofford	1-1
Independents	2-2
Monmouth	1-0
Charlotte	1-2
	
vs. FOOTBALL BOWL SUBDIVISION	
Atlantic Coast	0-2
Wake Forest	0-1
Virginia	0-1
Conference USA	0-1
Marshall	0-1
Mid-American	0-1
Kent State	0-1
Pac-12	0-1
Colorado	0-1
Southeastern	0-0
South Carolina	
Independents	0-1
Old Dominion #	0-1
# - Reclassifying to FBS	

“LO-REND-ZONE”

Coastal Carolina RB **LORENZO TALIAFERRO**, the first player in League history to score 10 touchdowns in his team’s first five games, is second nationally with 18 rushing touchdowns and has 19 overall this season. His rushing total is second-most in a single-season in League history and three shy of matching the record of 21 set by Stony Brook’s **MIGUEL MAYSONET** in 2012. Taliaferro, who is the first player in Big South history with four 3-TD games in a campaign, is also one TD away from becoming the third Big South player with 20 in a season. He has scored a touchdown in every game this season, the second-straight year a Big South player has reached the end zone in each of his team’s first eight contests (Maysonet). Taliaferro’s streak of five consecutive multi-TD games ended this past Saturday and is tied as the second-longest streak in League history.

KEEPING TALLIES ON TALIAFERRO

Coastal Carolina RB **LORENZO TALIAFERRO** has rushed for a CCU single-season record 1,112 yards through the Chanticleers’ eight games, breaking the old mark of 1,107 that was established by **PATRICK HALL** in 2004. Taliaferro has a school-record six 100-yard rushing games this season, which matches the school’s all-time career leader in that category (Hall with six from 2003-05).

HOME RUNS

Charleston Southern and Coastal Carolina have the League’s top two longest active home win streaks. The Bucs have won seven consecutive games at Buccaneer Field, which is CSU’s longest since winning seven consecutive home games from Sept. 27, 2008 to Oct. 3, 2009. The Chanticleers’ run stands at six-straight, which is their longest since winning six consecutive home games from Sept. 23, 2006 - Sept. 8, 2007. Coastal last won seven-straight at home during a 12-game home win streak from Sept. 11, 2004 - Nov. 12, 2005.

RECORD ROAD WARRIORS

Charleston Southern’s five road wins this season are the most in the regular-season in League history and ties the Conference record for most road victories in a single-season. That record was established last season by Coastal Carolina, which included a road playoff win. The Buccaneers also matched the Big South record for longest road winning streak (5). Liberty first set the mark with its five consecutive road wins from Oct. 20, 2007 - Oct. 4, 2008. Meanwhile, CSU’s 25-17 win at VMI in Week 7 was its first Big South road victory since a 46-32 win at Presbyterian on Nov. 7, 2009 -- snapping a streak of 9-straight road losses in Conference games.

HIGH TIDE ALONG THE COAST

For the second-straight week, Coastal Carolina is ranked No. 3 in the FCS Coaches poll and No. 6 in *The Sports Network* ranking -- again the highest-ever ranking for the Big South in League history. In addition, Coastal Carolina is now the second team in Big South history to be ranked in BOTH polls each of the first 10 weeks of the regular-season (including preseason). The Chanticleers join former member Stony Brook, which was ranked in the Top 25 every week of the 2012 campaign. The Big South has had a football squad nationally-ranked for 30 consecutive weeks, dating back to Week 9 of the 2011 campaign (Oct. 24).

POINT OF ORDER

Liberty owns the Big South record for most consecutive games with a point scored at 93, while the second-longest active streak belongs to Coastal Carolina (24). Meanwhile, Liberty is the Big South’s active leader for most consecutive games scoring in double figures at 37, the third-longest streak in Big South history. That record is 45 games, established by the Flames from Sept. 23, 2006 - Sept. 18, 2010.

DOUBLED UP

Liberty owns the Conference record for most consecutive Big South games scoring in double figures at 42. Meanwhile, the Flames have scored in all 54 of their Conference games since 2002, while VMI has tallied points in all 52 of its League contests since joining the Big South in 2003. Presbyterian College is the final Conference member to have not been shut out in a League contest (25 games).

THE 20/20 EXPERIENCE

Defending Big South co-champion Coastal Carolina has won its last eight Big South games, the longest active streak in the Conference and tied for the third-longest in League history. The Chanticleers have won seven of the eight League tilts by at least 20 points -- including a Big South-record six consecutive games by that margin.

APON TOP THE OF WORLD

Liberty TE **BRANDON APON** is the Big South’s career leader for most touchdown receptions by a tight end with eight, as he broke the all-time mark of six in the Coastal Carolina game in Week 8. He surpassed former Charleston Southern tight ends **BRYAN MEERS** (2004-05) and **CLAYTON COFFMAN** (2006-09) for the touchdown record. Apon has caught eight of his 20 career receptions for scores -- 40.0 percent.

**UPCOMING BIG SOUTH NETWORK
WEBCASTS & TELEVISION BROADCASTS**



Saturday, Nov. 2
 Charleston Southern at Presbyterian * ESPN3
 VMI at Liberty * LFSN, BSN
 Warner at Gardner-Webb BSN
 Charlotte at Coastal Carolina BSN, WCCB


Saturday, Nov. 9
 Gardner-Webb at VMI * ESPN3
 Presbyterian at Liberty * LFSN, BSN
 Coastal Carolina at Charleston Southern * BSN


Saturday, Nov. 16
 Presbyterian at Coastal Carolina * ESPN3
 Brevard at Liberty LFSN, BSN
 Charleston Southern at Gardner-Webb * BSN

Saturday, Nov. 23
 Liberty at Charleston Southern * ESPN3
 Gardner-Webb at Presbyterian * BSN
 Bucknell at VMI BSN
 Coastal Carolina at South Carolina PVP

Key:
 BSN - Big South Network
 Cox - Cox Communications (Virginia)
 LFSN - Liberty Flames Sports Network
 PAC-12 - Pac-12 Network
 WCCB - Charlotte CW affiliate

presented by  **State Farm™**



BIG SOUTH FOOTBALL "GAME OF THE WEEK" CONTINUES THIS SATURDAY

The Big South Conference is televising nine football games exclusively on ESPN3 this season as part of its "Game of the Week" package. The next broadcast is Saturday's Charleston Southern at Presbyterian College game live from Clinton, S.C., with **EVAN LEPLER** (play-by-play) and **NATE ROSS** (analyst) on the call from Bailey Memorial Stadium. Overall, the Big South will appear on television every week of the season for the second consecutive year as a total of 25 games will be televised. The nine-game ESPN3 package included two televised non-Conference match-ups for the first time.

AFTER FURTHER REVIEW

The Big South is one of three FCS conferences utilizing video instant replay, as the League is using the technology during its final eight ESPN3 broadcasts.

BIG TIME RUSH

Charleston Southern rushed for more than 200 yards in five consecutive games during Weeks 3-7 and 11 times since the start of the 2012 season. The Bucs have gone 10-1 in those contests. CSU rushed for 298 yards at Appalachian State in Week 5, the first time the Buccaneers gained 200 yards on the ground in three consecutive games against non-Conference FCS opponents since the Big South began football in 2002.

HIGH RATE OF RETURN

Coastal is 13-1 in its last 14 games when rushing for more than 200 yards, including 7-0 this season. The Chanticleers have rushed for more than 200 yards 57 times in their history, and are 52-5 (=912) when reaching 200 rushing yards. Earlier this season Coastal rushed for more than 300 yards in three consecutive games during Weeks 3-5 (358.7 average in that span), the first Big South member since Stony Brook in 2011 to surpass the threshold in three-straight contests, and the fourth time overall. The Chanticleers' 18 all-time 300-yard rushing games are a Big South record.

SECOND HALF SHUTDOWN

Coastal Carolina is averaging 20.88 points in the second half this season, while holding its opponents to an average of 9.13 points during the final 30 minutes of regulation. The Chanticleers have not allowed points in the third quarter three times, and none in the fourth quarter four times. Coastal's defense is allowing just 186.0 yards in the second half of games with a total of just nine touchdowns and three field goals. Opponents have mustered just 4.25 points against the Chants in the third quarter and 4.88 points in the fourth stanza.

BLUE SWARM

Charleston Southern is nationally-ranked for the fourth consecutive week, as the Buccaneers are No. 18 in this week's FCS Coaches poll and No. 24 in *The Sports Network* ranking. CSU entered the Top 25 rankings this season for the first time since the week of Nov. 6, 2006, following the Bucs' 9-0 start to the season (No. 24 - *Sports Network*, No. 25 - Coaches). Charleston Southern marks the third Big South program to be ranked this year -- the second time in League history that three teams were nationally-ranked at any point of the season.

FIRE HYDRANT

Liberty has lost each its four games by single digits and by a combined total of 23 points, an average of 5.75 points. On the flip side, the Flames' average margin of victory in its four wins is 37.0 points. Meanwhile, Liberty's 24-0 shutout win over Gardner-Webb this past Saturday was its Big South-record eighth since the League began football in 2002.

EYES ON HAZEL

Coastal Carolina senior WR and Big South Preseason Offensive Player of the Year **MATT HAZEL** is the Big South's active career leader with 143 receptions (T-9th in League history), 2,013 receiving yards (9th) and 24 touchdowns (4th). He became the ninth player in the Conference record book with 2,000 yards receiving this past Saturday and needs 49 to move into eighth in League history. Hazel is among the 2014 Senior Bowl Watch List candidates as well as the South Carolina Football Hall of Fame College Player of the Year Award Watch List.

INSIDE THE TACKLE BOX

Gardner-Webb junior LB **TANNER BURCH** became the 40th player in Big South history with 200 career tackles when he surpassed the milestone vs. Liberty this past Saturday. His career total now stands at 204. Coastal Carolina junior LB **QUINN BACKUS**, who became the 39th player in the 200-tackle club in Week 3, needs 12 tackles to enter the League's all-time Top 20. His career total stands at 248 (132 solo, 116 assisted). VMI's **WESTON REBER** (192), Coastal's **MIKE McCLURE** (188) and Gardner-Webb's **PRESTON PEMASA** (187) are all nearing 200 career tackles.

BIG SOUTH MISCELLANEOUS STATISTICS

100-YARD RUSHING GAMES

- 6 Lorenzo Taliaferro, Coastal Carolina
- 4 Christian Reyes, Charleston Southern
- 3 Juanne Blount, Gardner-Webb
- 3 Derrick Ziglar, VMI
- 2 Malcolm Dixon, Charleston Southern
- 2 Desmond Rice, Liberty
- 1 Rod Talley, Gardner-Webb
- 1 D.J. Abnar, Liberty
- 1 Blake Roberts, Presbyterian

200-YARD RUSHING GAMES

- 1 Lorenzo Taliaferro, Coastal Carolina

100-YARD RECEIVING GAMES

- 3 Kenny Cook, Gardner-Webb
- 3 Darrin Peterson, Liberty
- 2 Gabe Henderson, Liberty
- 2 Tobi Antigha, Presbyterian
- 2 Samuel Patterson, VMI
- 1 DeMario Bennett, Coastal Carolina
- 1 Larry Jones III, Charleston Southern
- 1 Matt Hazel, Coastal Carolina
- 1 Jeremiah McKie, Presbyterian

10-RECEPTION GAMES

- 1 Kenny Cook, Gardner-Webb

300-YARD PASSING GAMES

- 3 Eric Kordenbrock, VMI
- 1 Lucas Beatty, Gardner-Webb
- 1 Josh Woodrum, Liberty
- 1 Heys McMath, Presbyterian

300-YARD TOTAL OFFENSE GAMES

- 3 Eric Kordenbrock, VMI
- 3 Alex Ross, Coastal Carolina
- 2 Josh Woodrum, Liberty
- 1 Lucas Beatty, Gardner-Webb
- 1 Heys McMath, Presbyterian

200-YARD ALL-PURPOSE GAMES

- 1 Lorenzo Taliaferro, Coastal Carolina
- 1 Jeremiah McKie, Presbyterian

MULTI-TOUCHDOWN GAMES

Player	2	3	4	5	Total
Lorenzo Taliaferro, CCU	2	3	1		6
Desmond Rice, LU	1	2			3
Tobi Antigha, PC	1	1			2
Darrin Peterson, LU	2				2
Demarcus Rouse, PC	2				2
Juanne Blount, GWU	2				2
Kenny Cook, GWU	2				2
Matt Hazel, CCU	2				2
Zachary Frazier, CSU	1				1
Kevin Glears, CSU	1				1
Christian Reyes, CSU	1				1
Malcolm Dixon, CSU	1				1
Daniel Crogan III, CSU	1				1
Kyle Copeland, CSU	1				1
Alex Ross, CCU	1				1
Rod Talley, GWU	1				1
Earnest Harmon, GWU	1				1
Clifton Richardson, LU	1				1
D.J. Abnar, LU	1				1
Austin Kaigler, LU	1				1
Matthew Nicholson, VMI	1				1
Derrick Ziglar, VMI	1				1
Samuel Patterson, VMI	1				1

HIGH VOLUME

Coastal Carolina is averaging 54.3 points after three of five Conference games this season. The current record for scoring offense in League games is 48.8 points, set by Stony Brook during a six-game Big South season in 2011.

THE NEW 40

Coastal Carolina has scored at least 40 points in six consecutive games, the second-longest streak in Big South history. That record is seven games, established by former member Stony Brook during the 2011 season from Oct. 8-Nov. 19. Coastal has also scored at least 40 points in six-straight Big South games, also the second-longest such streak in the Conference record book. Stony Brook holds that record as well, which is also seven games spanning two seasons (Oct. 8, 2011 - Oct. 13, 2012).

THE 20/20 EXPERIENCE - 2 OF 2

Coastal Carolina has scored at least 20 points in 16 consecutive games, dating back to last season – the longest current streak in the Big South and the Chanticleers’ longest such streak since scoring 20 points in 20 consecutive contests from Sept. 24, 2005 to Nov. 25, 2006. Coastal’s 53 points at Elon in Week 5 was its most scored against a non-Conference FCS foe since scoring 66 points vs. Savannah State on Nov. 4, 2006.

BEATTY ON IT

Gardner-Webb QB **LUCAS BEATTY** needs 99 passing yards to become the 11th quarterback in Big South history with 5,000 career passing yards. He entered the League’s all-time Top 10 for completions this past Saturday in the Liberty game and now sits 10th with 437. He is just four away from moving into ninth-place on the list.

SPEAKING OF BEATTY...

Gardner-Webb QB **LUCAS BEATTY** was 35-of-52 passing for 389 yards and four touchdowns at Charlotte in Week 6. It is tied for the second-most completions in a single-game in Big South history, and it was Beatty’s fifth career 300-yard passing game -- tied for second-most in the Conference record book. In Week 5 against Point, Beatty was 21-of-25 passing, and the 84.0 completion percentage is the second-highest in a single-game in Big South history based on 20-29 completions. Beatty owns the record with his 84.4 percentage on 27-of-32 passing at Liberty last season on Oct. 6.

KORDENBROCK IS LOCKED IN

VMI senior QB **ERIC KORDENBROCK** became the seventh quarterback in Big South history with 6,000 career passing yards when he surpassed the milestone against Charleston Southern in Week 7. He is now sixth all-time with 6,142 and needs 219 yards to move past Coastal Carolina’s **ZACH MacDOWALL** (6,360) for fifth-place. Meanwhile, Kordenbrock is third all-time in the Conference record book with 567 completions and second with 1,052 attempts, and is chasing former Gardner-Webb QB **NICK ROBERTS** (597) for second in completions. Kordenbrock entered the League’s Top 10 for career touchdown passes in Week 7 and is tied for 10th with 32.

PRESS ON

Gardner-Webb senior DE **PRESTON PEMASA** is second in Big South history with 43.0 career tackles-for-loss -- the second player in League history with at least 40 career stops behind the line of scrimmage. Pemasa, who has recorded a TFL in seven of his eight games this season, is also tied for sixth in the Conference record book with 14.0 quarterback sacks and is 3.5 sacks shy of moving into second in that category. Former Gardner-Webb All-American **BRIAN JOHNSTON** is the Big South’s all-time leader in both categories with 53.5 TFL and 20.5 sacks.

BUYING STOCK IN KORDENBROCK

VMI quarterback **ERIC KORDENBROCK** tallied his third 300-yard passing game of the season with 359 against Robert Morris in Week 5. It is the most 300-yard passing games in a season since Gardner-Webb’s **LUCAS BEATTY** had four last year. Kordenbrock now has four career 300-yard passing games, third-most in League history. Meanwhile, Kordenbrock’s efforts this season include back-to-back 300-yard passing games -- the first Keydet QB with two-straight 300-yard passing games since 1986 when **DAVE BROWN** threw for 422 yards against Appalachian State and followed with 390 yards the next week at East Tennessee State.

MASTRO OF THE UNIVERSE

Coastal Carolina senior **NICCOLO MASTROMATTEO** is the Big South’s all-time leader for punt returns (73) and punt return yards (606). He is the third player in Big South history with at least 100 combined kickoff/punt returns in a career, as he is third all-time with 120 (47 KR, 73 PR). He needs eight returns to break the Conference record of 127, which is held by former VMI standout **TIM MAYPRAY**. Maypray returned 98 kickoffs and 29 punts in his career from 2006-09. Meanwhile, Mastromatteo is the only player in the Conference record books with two punt returns of at least 80 yards.

BIG SOUTH IN THE NCAA STATISTICS

The following individuals are ranked in the top 50 in this week’s NCAA football statistical report:

OFFENSE

Scoring

- 2. Lorenzo Taliaferro, Coastal Carolina 14.3
- 39. Desmond Rice, Liberty 7.5

Rushing

- 3. Lorenzo Taliaferro, Coastal Carolina 139.0
- 21. Christian Reyes, Charleston Southern ... 105.9
- 35. Juanne Blount, Gardner-Webb 93.4

All-Purpose Yards Per Game

- 11. Lorenzo Taliaferro, Coastal Carolina ... 151.00
- 42. Derrick Ziglar, VMI 120.14

Passing Efficiency

- 21. Alex Ross, Coastal Carolina 147.9
- 28. Josh Woodrum, Liberty 142.3

Points Responsible For Per Game

- 21. Alex Ross, Coastal Carolina 15.1
- 27. Lorenzo Taliaferro, Coastal Carolina 14.3

Total Offense

- 24. Alex Ross, Coastal Carolina 272.4
- 48. Josh Woodrum, Liberty 230.9

Passing Yards Per Game

- 30. Eric Kordenbrock, VMI 231.3
- 35. Alex Ross, Coastal Carolina 224.4
- 36. Lucas Beatty, Gardner-Webb 223.4
- 40. Josh Woodrum, Liberty 219.8

Receptions Per Game

- 37. Kenny Cook, Gardner-Webb 5.6

DEFENSE

Interceptions Per Game

- 11. Keon Williams, Gardner-Webb 0.5
- 25. Kevin Fogg, Liberty 0.4

Passes Defended Per Game

- 16. Kevin Fogg, Liberty 1.3

Tackles for Loss Per Game

- 23. Shaquille Riddick, Gardner-Webb 1.4

Tackles Per Game

- 23. Quinn Backus, Coastal Carolina 9.8
- 45. Tanner Burch, Gardner-Webb 9.3

Solo Tackles Per Game

- 24. Quinn Backus, Coastal Carolina 5.6

Sacks Per Game

- 31. Will Hunt, Charleston Southern 0.7

SPECIAL TEAMS

Kickoff Return Average

- 18. Jeremiah McKie, Presbyterian 27.4
- 46. LaQua Mayes, Presbyterian 23.7

Field Goals Per Game

- 27. Jordan Day, Gardner-Webb 1.0

Punt Return Average

- 32. Kevin Fogg, Liberty 8.9
- 46. D.J. Curl, Charleston Southern 5.7
- 47. Niccolo Mastromatteo, Coastal Carolina ... 5.7

BIG SOUTH SCORES RECORD NON-LEAGUE FCS WINS

The Big South is 15-7 through 22 games against FCS opponents -- the most victories against non-Conference FCS foes in the League's 12-year football history. The previous best was 13 wins in 2006. The Big South has won eight of its 15 FCS games on the road this season -- also a League record. The Conference has also assured itself of its first winning record against out-of-conference FCS members, as three non-Conference FCS games remain in the regular-season. The Big South is 6-2 against the SoCon this season, another all-time win mark and bests the previous high of four in 2006.

McKIE'S BACK IN TOWN

Presbyterian College's **JEREMIAH McKIE** returned a kickoff 97 yards for a touchdown against VMI in Week 8, tied for the fourth-longest kickoff return in Big South history. He had a 50-yard punt return for a score in Week 2 vs. Brevard, and is now the first player in League annals with a kickoff return touchdown and punt return touchdown in the same season.

BACKUS ADDED TO BUCHANAN LIST

Coastal Carolina LB **QUINN BACKUS** was added to the 2013 Buck Buchanan Award Watch List on Oct. 1, becoming the first Big South candidate for the FCS Defensive Player of the Year award since 2011 (Coastal's **JOSH NORMAN** and Presbyterian's **JUSTIN BETHEL**). Backus is the seventh overall Big South student-athlete to be an official candidate for the Buchanan Award.

BACK TO THE BEACH

Coastal Carolina LB **QUINN BACKUS** returned an interception 73 yards for a touchdown against Gardner-Webb in Week 7, the second-longest interception return in Coastal history and the longest returned for a TD in CCU annals. Backus' pick-six is the seventh-longest in Big South history and the longest INT return by a linebacker.

DAY'S BIG DAY

Gardner-Webb PK **JORDAN DAY** tied the Big South single-game record with his four field goals against No. 11/15 Richmond in Week 3, as he scored all 12 points in the Runnin' Bulldogs' 12-10 victory. Day is the eighth different kicker in League history to make four field goals in a game, and the first since former GWU kicker **TREVER AUSTIN** on Oct. 22, 2011 against Coastal Carolina.

RECORD COMBO MEAL

Gardner-Webb and Charlotte combined for 104 points, 187 plays and 1,125 yards of offense in Week 6. The two teams set a Big South single-game record for combined plays, breaking the old mark of 183 that was set by the Runnin' Bulldogs (99) and VMI (84) in a triple-overtime classic on Oct. 22, 2005. The combined yardage is the seventh-most in a game while the combined points tied for the third-most in Big South history.

50-50 PROPOSITION

Earlier this season, Coastal Carolina became the first team in Big South history to score 50 points in three consecutive games against non-Conference FCS opponents. The streak began with 51 at Eastern Kentucky in Week 3, followed by 50 points against Hampton in Week 4, and 53 at Elon in Week 5. The Chants tied the Big South mark for most consecutive 50-point games, joining Gardner-Webb (Nov. 20, 2004 - Sept. 10, 2005) and Liberty (Oct. 31 - Nov. 14, 2009). The Liberty contest was also Coastal's 15th 50-point game in program history, the second-most in Big South annals. Liberty holds that record with 17.

FREE LONG DISTANCE

Liberty QB **JOSH WOODRUM** and WR **DARRIN PETERSON** connected on an 85-yard touchdown against Monmouth in Week 2, the fifth-longest pass completion in Big South history. It is the longest by the Flames since **BROCK SMITH** and **BRANDON TURNER** teamed up for an 86-yard completion against Coastal Carolina on Nov. 3, 2007.

FOGG ALERT

Liberty redshirt-senior **KEVIN FOGG** recorded a 29-yard pick-6 against Monmouth in Week 2 -- his sixth career return touchdown and first interception return TD. He is the first player in Big South history with return touchdowns on an interception (1), fumble (1), punt (1) and kickoff (3). Fogg is tied as the Big South's all-time leader for most kickoff return touchdowns, and coupled with his one career punt return score, he is second in League history with four kick return TDs. He needs one to tie the all-time mark of five, set by former Liberty WR **DOMINIC BOLDEN** (3 KR, 2 PR) from 2005-08.

THAT 70'S SHOW

Liberty defeated Kentucky Wesleyan, 73-7 in Week 5, the fourth-straight year a Big South member has lit the scoreboard for 70 points. It is tied for the third-most points in a game in League history, as the Flames also tallied 73 points against VMI on Nov. 10, 2007. Liberty's output was the sixth 70-point game in the Big South record book.

BIG SOUTH IN THE NCAA STATISTICS

The following teams are ranked in the top 50 in this week's NCAA football statistical report:

OFFENSE

Scoring Offense

1. Coastal Carolina.....	47.4
25. Liberty.....	35.0
49. Presbyterian.....	28.9

Time of Possession

2. Gardner-Webb.....	34:32
3. Charleston Southern.....	34:19
41. Liberty.....	31:01

Rushing Offense

6. Coastal Carolina.....	271.1
11. Charleston Southern.....	245.7

Total Offense

9. Coastal Carolina.....	496.6
46. Liberty.....	407.4

Passing Efficiency

13. Coastal Carolina.....	154.13
18. Liberty.....	149.13
35. Charleston Southern.....	137.92
49. Presbyterian.....	133.61

Passing Offense

21. VMI.....	267.4
38. Liberty.....	242.3
48. Gardner-Webb.....	229.3
50. Coastal Carolina.....	225.5

DEFENSE

Scoring Defense

8. Liberty.....	19.4
10. Charleston Southern.....	19.8

Turnover Margin

17. Liberty.....	+0.8
23. Charleston Southern.....	+0.7
25. Coastal Carolina.....	+0.6

Total Defense

20. Gardner-Webb.....	335.4
27. Charleston Southern.....	347.7
28. Liberty.....	348.3

Rushing Defense

23. Liberty.....	127.6
36. Gardner-Webb.....	139.5
44. Charleston Southern.....	147.1

Pass Defense

31. Gardner-Webb.....	195.9
36. Charleston Southern.....	200.6
48. Presbyterian.....	210.3

Tackles For Loss Per Game

34. Liberty.....	6.6
------------------	-----

Sacks Per Game

38. Charleston Southern.....	2.33
------------------------------	------

Pass Efficiency Defense

46. Liberty.....	124.83
49. Gardner-Webb.....	125.34

SPECIAL TEAMS

Punt Returns

4. Presbyterian.....	17.75
37. Liberty.....	9.73

Kickoff Returns

19. Coastal Carolina.....	23.35
24. Presbyterian.....	22.67
48. Gardner-Webb.....	21.08

Net Punting

49. Gardner-Webb.....	36.00
-----------------------	-------

RECORD COMBOS

Coastal Carolina (554) and Liberty (615) combined for 1,169 yards of offense in Week 8, a record for a Big South game and the second-highest overall total in League history. The previous high in a League contest was 1,143 yards by Coastal (596) and Gardner-Webb (547) on Nov. 3, 2012. Coastal and Liberty tied the Big South single-game record for most combined points with 107, the third time the combined total has been reached (Gardner-Webb at VMI in 2005, and Liberty vs. VMI in 2007).

REAL ESTATE VALUATION

For the first time in Big South history, two Conference games surpassed 1,000 combined yards of offense in the same week. As mentioned above with the Coastal Carolina and Liberty total of 1,169, Presbyterian College (535) and VMI (540) combined for 1,075 offensive yards in Week 8, which is the third-highest total in a Big South game.

CEASE FIRE

Liberty saw its Big South-record 18-game Conference home win streak end in Week 8 against Coastal Carolina, as it was the Flames' first home loss to a Conference opponent in almost exactly seven years. Liberty's previous home Big South loss was Oct. 21, 2006, a 27-24 defeat at the hands of Gardner-Webb. During their record streak, the Flames scored 777 points (43.2 points per game), scored more than 30 points in 15 contests, and held its League brethren to 335 points (18.6).

THREE-AND-IN

Gardner-Webb's 3-0 victory over No. 8/10 Wofford established the Big South record for lowest scoring game. It was the Conference's first shutout of a non-League FCS opponent since 2008 when VMI defeated St. Francis (Pa.), 49-0 in the season opener. It was Gardner-Webb's first shutout since a 65-0 victory over Southern Virginia in 2009 (a span of 41 games) and its first shutout of an FCS opponent since blanking Savannah State, 66-0, in 2007. The shutout of Wofford was Gardner-Webb's seventh as a Big South member -- tied with Liberty for the most in League annals.

GARDNER-WEBB SCORES LEAGUE FIRST -- BACK-TO-BACK WINS OVER RANKED TEAMS

Gardner-Webb blanked No. 8/10 Wofford, 3-0, in Week 4 -- becoming the first team in Big South history to defeat nationally-ranked opponents in consecutive weeks. The Runnin' Bulldogs knocked off then-No. 11/15 Richmond in Week 3 (12-10), also without a touchdown. The Wofford win gave the Big South a League-record three wins over ranked teams in 2013. Meanwhile, GWU won its first road game against a non-Conference foe since Sept. 12, 2009 at Western Carolina, and the Wofford win was Gardner-Webb's first over a ranked team on the road since a 38-35 win at No. 23 New Hampshire on Nov. 11, 2000.

BIG SOUTH SCORES LEAGUE FIRST WITH TWO WINS OVER RANKED TEAMS IN SAME WEEK

For the first time in League history, the Big South defeated two nationally-ranked teams in the same week of the regular-season as Gardner-Webb upset No. 11/15 Richmond and Coastal Carolina won at No. 25 Eastern Kentucky in Week 3. It was the second time overall in the Conference record book, as the Chants and former member Stony Brook achieved the feat in the first round of the 2012 FCS Playoffs. GWU also handed Richmond its first non-conference FCS loss since 2005 -- ending the Spiders' 17-game win streak in such games. Meanwhile, the Chants' win at EKV improved the Big South to 4-7 all-time when a ranked Big South team plays a nationally-ranked non-Conference opponent.

COASTAL CAROLINA SETS BIG SOUTH SCORING RECORDS AGAINST A RANKED TEAM

Coastal Carolina's 51 points at No. 25 Eastern Kentucky was the most scored by a Big South member against a nationally-ranked non-Conference opponent in League history. The previous high was 35 by the Chanticleers in last season's playoff loss at Old Dominion. Coastal's 19-point victory over the Colonels is the Big South's second-largest margin of victory against a ranked non-Conference team, just after Liberty's 23-point win over No. 12 Elon in 2008.

COMING ATTRACTIONS

The Big South Conference will welcome **MONMOUTH UNIVERSITY** as an associate member in 2014 and start-up program **KENNESAW STATE UNIVERSITY** as an associate member in 2015. Monmouth's addition will maintain the League's membership at six squads, while KSU's addition returns the Big South to seven members, which was the total from 2008-12. The Hawks got an early taste of League play with their 45-15 defeat at Liberty in Week 2. The Big South is 3-0 against Monmouth, with Coastal Carolina also earning wins in 2008 and 2009.

MOVING ON

VMI is playing its final campaign in the Big South this season, as the Keydets are rejoining the Southern Conference next fall. The Big South bid farewell to Stony Brook following the 2012 campaign with the Seawolves' move to the CAA after five years as an associate member.

BIG SOUTH MISCELLANEOUS STATISTICS					
MULTI-TOUCHDOWN PASS GAMES					
Player	2	3	4	5	Total
Eric Kordenbrock, VMI	2	1	1		4
Josh Woodrum, LU	3	1			4
Alex Ross, CCU		3			3
Lucas Beatty, GWU	2		1		3
A.J. Augustine, VMI	1	1			2
Heys McMath, PC	2				2
Malcolm Dixon, CSU	2				2
Daniel Croghan III, CSU	2				2
Michael Church, CCU		1			1
GAMES WITH RUSHING TD & PASSING TD					
3	Alex Ross, Coastal Carolina				
2	Josh Woodrum, Liberty				
1	Eric Kordenbrock, VMI				
10-POINT KICKING GAMES					
2	Jordan Day, Gardner-Webb				
2	John Lunsford, Liberty				
1	Alex Catron, Coastal Carolina				

BIG SOUTH TIEBREAKING PROCEDURE	
Below is the Big South's tiebreaking procedure for two-way ties...	
i. Head-to-head competition.	
ii. If a tie still exists, then the records of the tying teams against the next highest team shall be compared.	
iii. The process outlined in step "ii" shall continue through the last team, if necessary.	
iv-vii. - see below under multiple ties	
Below is the Big South's tiebreaking procedure for multiple ties (more than two teams)...	
i. Composite records between the tying teams shall be evaluated to determine if one team has won more games against the other tying teams.	
ii. In the event step "i" does not resolve the multiple ties or reduce the multiple ties to one tie, then a comparison of records of the tying teams against the next highest team shall be compared.	
iii. The process outlined in step "ii" shall continue through the last team, if necessary.	
iv. Road wins in Conference games.	
v. Home wins in Conference games.	
vi. Point system based on complete schedule and wins using the latest available Sagarin rankings as indicated below.	
Category	Scheduled Win Combined (max.)
Sagarin 1-50	5 10 15
Sagarin 51-100	4 8 12
Sagarin 101-150	3 6 9
Sagarin 151-200	2 4 6
Sagarin 201+	1 2 3
vii. Coin Toss	



#18/24 CHARLESTON SOUTHERN BUCCANEERS (8-1, 1-0 Big South)

Head Coach: Jamey Chadwell, 1st year (8-1, 1-0 Big South)

Football Contact: Zeke Beam

SID Phone: 843-863-7687 • SID Email: zbeam@csuniv.edu



* Charleston Southern meets Presbyterian for the 21st time on Saturday. The Bucs have won six of the last seven meetings.

* CSU improved to 8-1 and moved within one win of the school-record for wins in a season (9 in 2006) with a 36-14 win over Charlotte on Saturday.

* Charleston Southern improved to 3-0 at home and finished its non-conference schedule at 7-1 with its lone loss coming at Colorado.

* The Bucs had a season high 548 yards of offense and rushed for 375 yards in the Charlotte win and wore down the 49ers by controlling the ball for 41:22. CSU also out-scored Charlotte 15-0 in the fourth quarter.

* RB **CHRISTIAN REYES** broke the CSU single-season record on his first carry of the day against Charlotte, an 18-yard gain.

* WR **KEVIN GLEARS** leads the squad with 23 receptions while his six TD grabs are tops in the Big South. His six touchdown catches are the most by a Buccaneer since **GERALD STEVENSON** had nine in 2008. Glears is looking to become the first CSU player to lead the Big South in receiving TDs since **EDDIE GADSON** in 2004.

* DB **MALCOLM JACKSON** led the Bucs with 10 tackles (7 solo) against Charlotte and added a TFL and PBU.

* **DARIUS HAMMOND** averaged 35.5 yards per kickoff return on three returns vs. the 49ers.

DATE	OPPONENT	2013 SCHEDULE TIME/RESULT
Aug. 31	at The Citadel	W, 32-29
Sept. 7	SHORTER	W, 23-15
Sept. 14	at Campbell	W, 30-10
Sept. 21	at Norfolk State	W, 20-12
Sept. 28	at Appalachian State	W, 27-24
Oct. 5	NORTH GREENVILLE	W, 28-14
Oct. 12	at VMI *	W, 25-17
Oct. 19	at Colorado	L, 10-43
Oct. 26	CHARLOTTE	W, 36-14
Nov. 2	at Presbyterian *	2:00pm
Nov. 9	COASTAL CAROLINA *	1:00pm
Nov. 16	at Gardner-Webb *	1:30pm
Nov. 23	LIBERTY *	11:00am

* - Big South Conference game
HOME GAME IN ALL CAPS



#3/6 COASTAL CAROLINA CHANTICLEERS (8-0, 3-0 Big South)

Head Coach: Joe Moglia, 2nd year (16-5, 8-1 Big South)

Football Contact: Mike Cawood

SID Phone: 843-349-2822 • SID Email: cawood@coastal.edu



* Coastal Carolina meets Charlotte for the first time on Saturday. It is the second of three first-time opponents for the Chanticleers this season.

* **DEVIN BROWN's** 95-yard kickoff return for a touchdown this past Saturday against VMI is the longest scoring play in Coastal history.

* Coastal's 52 touchdowns this season are six shy of matching the program's single-season record of 58 last season. The Big South record for most touchdowns in a season is 66 (Stony Brook in 2011).

* For the fifth time this season, Coastal's defense held its opponent to a touchdown or less in the second half. Coastal allowed a third-quarter field goal versus VMI then shut down the Keydets over their final five possessions, allowing just 40 yards.

* Back-up QBs **MICHAEL CHURCH**, **DALTON DEMOS** and **BRIAN KASS** all were responsible for scores and led Coastal's offense to 502 yards of offense vs. VMI.

* For the first time this season, Coastal did not convert a fourth down. Coastal is now 83 percent (5-of-6) on 4th down conversions, dropping from the NCAA FCS leader into fourth.

* Coastal has scored 379 points to date, which ranks fourth on the CCU single-season list with four regular-season games remaining. The Chanticleers are on pace to shatter the CCU mark of 446 set last season.

* Coastal had its 13th all-time one-play drive as **De'ANGELO HENDERSON** broke a 49-yard touchdown run. Ironically, the last time CCU had a one-play drive was 2008 also against VMI.

DATE	OPPONENT	2013 SCHEDULE TIME/RESULT
Aug. 31	at South Carolina State	W, 27-20
Sept. 7	FURMAN	W, 35-28
Sept. 14	at #25 Eastern Kentucky	W, 51-32
Sept. 21	HAMPTON	W, 50-17
Sept. 28	at Elon	W, 53-28
Oct. 12	GARDNER-WEBB *	W, 42-7
Oct. 19	at Liberty *	(2OT) W, 55-52
Oct. 26	VMI *	W, 66-27
Nov. 2	CHARLOTTE	3:00pm
Nov. 9	at Charleston Southern *	1:00pm
Nov. 16	PRESBYTERIAN *	1:00pm
Nov. 23	at South Carolina	1:00pm

* - Big South Conference game
HOME GAME IN ALL CAPS



GARDNER-WEBB RUNNIN' BULLDOGS (4-4, 0-2 Big South)

Head Coach: Carroll McCray, 1st Year (4-4, 0-2 Big South)

Football Contact: Marc Rabb

SID Phone: 704-406-4355 • SID Email: mrabb@gardner-webb.edu



* Gardner-Webb meets Warner for the first time on Saturday. It is the fourth and final first-time opponent for the Runnin' Bulldogs this season.

* GWU has been shut out twice in the same season for the first time since 1985, with those games coming in 2013 at Marshall (55-0) and vs. Liberty (24-0).

* Saturday's shutout loss vs. Liberty was the first for GWU in Spangler Stadium since Nov. 17, 2007, when Liberty won 31-0 to close out both teams' season.

* GWU has allowed 11 quarterback sacks and nine quarterback pressures in its first two Big South Conference games, and is currently on pace for 42 sacks allowed -- which would be the most allowed in a season since the move to Division I in 2000.

* DL **SHAQUILLE RIDDICK** extended his streak with a TFL to all eight games this season with a half-tackle-for-loss vs. Liberty -- pushing his Big South-leading total to 11.0 TFL.

* QB **LUCAS BEATTY** has passed for at least 200 yards in six of eight games this season.

* RB **JUANNE BLOUNT** needs 168 rushing yards to become the 15th player in Big South history with 2,000 in a career.

* Gardner-Webb has gotten a combined 27 catches for 347 yards out of tight ends **SETH CRANFILL** and **MIKE ESTES**. Estes (14 catches) is averaging a team-high 17.6 yards per reception in 2013.

DATE	OPPONENT	2013 SCHEDULE TIME/RESULT
Aug. 31	FURMAN	W, 28-21
Sept. 7	at Marshall	L, 0-55
Sept. 14	#11/15 RICHMOND	W, 12-10
Sept. 21	at #8/10 Wofford	W, 3-0
Sept. 28	POINT	W, 55-7
Oct. 5	at Charlotte	L, 51-53
Oct. 12	at #6/8 Coastal Carolina *	L, 7-42
Oct. 26	LIBERTY *	L, 0-24
Nov. 2	WARNER	1:30pm
Nov. 9	at VMI *	1:00pm
Nov. 16	CHARLESTON SOUTHERN *	1:30pm
Nov. 23	at Presbyterian *	1:00pm

* - Big South Conference game
HOME GAME IN ALL CAPS



LIBERTY FLAMES (4-4, 1-1 Big South)

Head Coach: Turner Gill, 2nd year (10-9, 6-2 Big South)

Football Contact: Todd Wetmore

SID Phone: 434-582-2292 • SID Email: twetmore@liberty.edu



* Liberty meets VMI for the 13th time on Saturday. The Flames lead the series, 9-3, and have won the last seven meetings, which includes an average victory margin of 22.3 points in that span.

* Saturday's win marked the first shutout victory for **TURNER GILL** as a head coach (93 career games coached at Buffalo [2006-09], Kansas [2010-11] and Liberty [2012-13]).

* The Flames limited Gardner-Webb to 30 net rushing yards, the fewest allowed a Big South opponent since holding VMI to 26 net rushing yards in the 2012 season finale.

* QB **JOSH WOODRUM** has thrown a touchdown pass in five consecutive games (nine total during the streak).

* WR **DARRIN PETERSON**'s five touchdown receptions this season are the most for a Flames receiver since **CHRIS SUMMERS** finished the 2011 season with seven.

* Liberty finished the Gardner-Webb game with a season-high six sacks and 14.0 TFL, the most for the Flames since Liberty had 14 against Appalachian State in 2002.

* LB **NICK SIGMON** currently leads the Flames on the year with 47 tackles and 9.0 TFL. He is Liberty's active career leader with 27.5 tackles for a loss.

* K **JOHN LUNSFORD** has made two 52-yard field goals this season, which ties the Big South single-season record for most field goals from 50-yards-or longer.

2013 SCHEDULE		
DATE	OPPONENT	TIME/RESULT
Aug. 29	at Kent State	L, 10-17
Sept. 7	MONMOUTH	W, 45-15
Sept. 14	MORGAN STATE	W, 38-10
Sept. 21	at #20/23 Richmond	L, 21-30
Sept. 28	KENTUCKY WESLEYAN	W, 73-7
Oct. 5	at Old Dominion	L, 17-21
Oct. 19	#4/6 COASTAL CAROLINA * (2OT)	L, 52-55
Oct. 26	at Gardner-Webb *	W, 24-0
Nov. 2	VMI *	3:30pm
Nov. 9	PRESBYTERIAN *	3:30pm
Nov. 16	BREVARD	3:30pm
Nov. 23	at Charleston Southern *	11:00am

* - Big South Conference game
HOME GAME IN ALL CAPS



PRESBYTERIAN COLLEGE BLUE HOSE (3-4, 1-0 Big South)

Head Coach: Harold Nichols, 5th year (9-42, 4-21 Big South)

Football Contact: Simon Whitaker

SID Phone: 864-833-8252 • SID Email: swhitaker@presby.edu



* Presbyterian College meets Charleston Southern for the 21st on Saturday. The Blue Hose lead the series, 13-7.

* After winning the first 12 of 13 meetings, the Blue Hose lost five-straight before picking up a 45-14 win in 2011, the last time the Bucs were in Clinton.

* PC averaged 10.31 yards per play against Point this past Saturday (49 plays for 505 yards) -- the third-highest yards per play average in Big South history.

* RB **BLAKE ROBERTS** set a career-high with 146 yards on 12 attempts against Point to lead the rushing corps.

* **LaQUA MAYES** picked up 89 yards on nine carries to set a career-best as well.

* WR **TOBI ANTIGHA** has scored five touchdowns in the last two games. He has caught three TD receptions and rushed for two more in that span.

* The Blue Hose racked up 341 yards and five touchdowns on the ground against Point, two Division I records for the program.

* PC's offensive line has surrendered just six sacks this season to the lead the Big South and rank 14th in the nation in fewest sacks allowed per game.

* The Blue Hose totaled 505 yards and recorded 49 points for the second week in a row, which is tied for a program Division I record for most points.

* Presbyterian has racked up 1,040 yards of total offense the last two weeks.

2013 SCHEDULE		
DATE	OPPONENT	TIME/RESULT
Aug. 29	at Wake Forest	L, 7-31
Sept. 7	BREVARD	W, 42-24
Sept. 14	at Furman	L, 20-21
Sept. 28	CHARLOTTE	L, 21-45
Oct. 5	at #15/17 Wofford	L, 14-55
Oct. 19	VMI *	W, 49-35
Oct. 26	POINT	W, 49-19
Nov. 2	#18/24 CHARLESTON SOUTHERN *	2:00pm
Nov. 9	at Liberty *	3:30pm
Nov. 16	at Coastal Carolina *	1:00pm
Nov. 23	GARDNER-WEBB *	1:00pm

* - Big South Conference game
HOME GAME IN ALL CAPS



VMI KEYDETS (1-7, 0-3 Big South)

Head Coach: Sparky Woods, 6th year (14-49, 7-25 Big South)

Football Contact: Wade Branner

SID Phone: 540-464-7515 • SID Email: brannerwh@vmi.edu



* VMI meets Liberty for the 13th time on Saturday. The Keydets last defeated the Flames in 2005, a 10-7 victory in Lynchburg.

* VMI will play its third consecutive road game this Saturday. It is the second time in three seasons that the Keydets are playing three-straight away from Foster Stadium.

* Senior QB **A.J. AUGUSTINE** made his first collegiate start against Coastal Carolina and completed 19-of-30 passes for 237 yards and two touchdowns against the Chanticleers.

* RB **DERRICK ZIGLAR** rushed for 136 yards and a touchdown this past Saturday at Coastal Carolina. He is the first Keydet with back-to-back 100-yard rushing games since **HOWARD ABEGESAH** in 2009.

* Augustine was more prolific in the first half against the Chants when he completed 15-of-21 passes for 192 and two TD strikes. Since taking over for senior **ERIC KORDENBROCK** (concussion) in the Presbyterian game in Week 8, Augustine has thrown for 451 yards and five touchdowns.

* Ziglar's score at Coastal came on a 16-yard rush in the second quarter. He has rushed for 262 yards and three touchdowns the last two games and leads VMI with 541 rushing yards.

* In his last three games, WR **SAM PATTERSON** has caught 14 passes for 330 yards and four touchdowns, for an average of 23.6 yards per catch in that span.

* Following Saturday's game at Liberty, the Keydets will play two of their final three contests at home.

2013 SCHEDULE		
DATE	OPPONENT	TIME/RESULT
Aug. 31	at #14/15 Richmond	L, 0-34
Sept. 7	GLENVILLE STATE	W, 34-27
Sept. 14	NORTH GREENVILLE	L, 24-37
Sept. 21	at Virginia	L, 0-49
Sept. 28	ROBERT MORRIS (2OT)	L, 31-37
Oct. 12	#25 CHARLESTON SOUTHERN *	L, 17-25
Oct. 19	at Presbyterian *	L, 35-49
Oct. 26	at #3/6 Coastal Carolina *	L, 27-66
Nov. 2	at Liberty *	3:30pm
Nov. 9	GARDNER-WEBB *	1:00pm
Nov. 16	at The Citadel	1:00pm
Nov. 23	BUCKNELL	1:30pm

* - Big South Conference game
HOME GAME IN ALL CAPS

TOP 10 CAREER RUSHING LEADERS

RUSHING YARDS

4,725	Miguel Maysonet, Stony Brook
3,633	Rashad Jennings, Liberty
3,409	Dre Barnes, Liberty
3,223	Sean Mizzer, VMI
2,860	Howard Abegesah, VMI
2,631	Lance Byrd, Presbyterian
2,479	Zach Terrell, Liberty
2,456	Tim Maypray, VMI
2,447	Brock Jackolski, Stony Brook
2,355	Edwin Gowins, Stony Brook

ATTEMPTS

695	Miguel Maysonet, Stony Brook
647	Sean Mizzer, VMI
633	Rashad Jennings, Liberty
563	Dre Barnes, Liberty
517	Lance Byrd, Presbyterian
512	Howard Abegesah, VMI
504	Collin Drafts, Charleston Southern
473	Zach Terrell, Liberty
449	JUANNE BLOUNT, Gardner-Webb
439	Jermaine Boston, Gardner-Webb

RUSHING TOUCHDOWNS

48	Miguel Maysonet, Stony Brook
46	Aundres Perkins, Coastal Carolina
42	Rashad Jennings, Liberty
29	Zach Terrell, Liberty
29	Mike Brown, Liberty
28	SirChauncey Holloway, Liberty
27	Patrick Hall, Gardner-Webb
27	ALDREAKIS ALLEN, Liberty
25	Brock Jackolski, Stony Brook
23	LORENZO TALIAFERRO, Coastal Caro.

100-YARD RUSHING GAMES

22	Rashad Jennings, Liberty
21	Miguel Maysonet, Stony Brook
17	Dre Barnes, Liberty
15	Sean Mizzer, VMI
13	Howard Abegesah, VMI
12	Brock Jackolski, Stony Brook
10	Edwin Gowins, Stony Brook
9	Chris Foster, Gardner-Webb
8	Eugene Goodman, Liberty
8	Zach Terrell, Liberty
8	Lance Byrd, Presbyterian
8	Kenny Little, Gardner-Webb
8	ALDREAKIS ALLEN, Liberty

RUSHING YARDS - QUARTERBACK

1,785	Tim Maypray, VMI
1,638	Tyler Thigpen, Coastal Carolina
1,379	Mike Brown, Liberty
1,286	Kyle Hughes, VMI
1,262	MALCOLM DIXON, Charleston Southern
1,182	Nick Roberts, Gardner-Webb
859	Aramis Hillary, Coastal Carolina
803	Collin Drafts, Charleston Southern
779	Zach MacDowall, Coastal Carolina
507	Ryan Singer, Presbyterian

active players listed in **ITALICIZED BOLD CAPS**

TOP 10 CAREER PASSING LEADERS

PASSING YARDS

9,768	Collin Drafts, Charleston Southern
7,036	Brock Smith, Liberty
6,690	Nick Roberts, Gardner-Webb
6,598	Tyler Thigpen, Coastal Carolina
6,360	Zach MacDowall, Coastal Carolina
6,142	ERIC KORDENBROCK, VMI
6,072	Mike Brown, Liberty
5,614	Devin Campbell, Gardner-Webb
5,190	Stan Doolittle, Gardner-Webb
5,096	Jonathan Wilson, VMI

TOUCHDOWN PASSES

73	Collin Drafts, Charleston Southern
53	Tyler Thigpen, Coastal Carolina
50	Brock Smith, Liberty
48	Nick Roberts, Gardner-Webb
45	Zach MacDowall, Coastal Carolina
45	Mike Brown, Liberty
43	Kyle Essington, Stony Brook
39	Devin Campbell, Gardner-Webb
36	Aramis Hillary, Coastal Carolina
32	Michael Coulter, Stony Brook
32	ERIC KORDENBROCK, VMI

COMPLETIONS

833	Collin Drafts, Charleston Southern
597	Nick Roberts, Gardner-Webb
567	ERIC KORDENBROCK, VMI
506	Stan Doolittle, Gardner-Webb
494	Zach MacDowall, Coastal Carolina
486	Tyler Thigpen, Coastal Carolina
484	Brock Smith, Liberty
469	Mike Brown, Liberty
440	Devin Campbell, Gardner-Webb
437	LUCAS BEATTY, Gardner-Webb

ATTEMPTS

1,344	Collin Drafts, Charleston Southern
1,052	ERIC KORDENBROCK, VMI
1,007	Nick Roberts, Gardner-Webb
879	Tyler Thigpen, Coastal Carolina
832	Zach MacDowall, Coastal Carolina
821	Stan Doolittle, Gardner-Webb
806	Brock Smith, Liberty
749	Devin Campbell, Gardner-Webb
722	Mike Brown, Liberty
721	Jonathan Wilson, VMI

3-TOUCHDOWN PASSING GAMES

9	Nick Roberts, Gardner-Webb
9	Collin Drafts, Charleston Southern
8	Tyler Thigpen, Coastal Carolina
8	Kyle Essington, Stony Brook
7	Brock Smith, Liberty
7	Zach MacDowall, Coastal Carolina
6	Aramis Hillary, Coastal Carolina
5	Mike Brown, Liberty
4	Devin Campbell, Gardner-Webb
4	Tribble Reese, Charleston Southern
4	ERIC KORDENBROCK, VMI
4	ALEX ROSS, Coastal Carolina

active players listed in **ITALICIZED BOLD CAPS**

TOP 10 CAREER RECEIVING LEADERS

RECEPTIONS

223	James Perry III, Gardner-Webb
202	Maurice Price, Charleston Southern
188	Duvaughn Flagler, Gardner-Webb
188	Chris Summers, Liberty
166	Gerald Stevenson, Charleston Southern
162	Pat Kelly, Liberty
161	Jerome Simpson, Coastal Carolina
151	Zohn Burden, VMI
143	Wynton Jackson, Liberty
143	Dobson Collins, Gardner-Webb
143	MATT HAZEL, Coastal Carolina

RECEIVING YARDS

2,720	Jerome Simpson, Coastal Carolina
2,712	Chris Summers, Liberty
2,673	James Perry III, Gardner-Webb
2,552	Duvaughn Flagler, Gardner-Webb
2,429	Maurice Price, Charleston Southern
2,140	Gerald Stevenson, Charleston Southern
2,107	Pat Kelly, Liberty
2,061	Kevin Norrell, Stony Brook
2,013	MATT HAZEL, Coastal Carolina
1,936	Zohn Burden, VMI

TOUCHDOWN RECEPTIONS

44	Jerome Simpson, Coastal Carolina
31	Duvaughn Flagler, Gardner-Webb
26	Chris Summers, Liberty
24	MATT HAZEL, Coastal Carolina
21	William Andrews Jr., Gardner-Webb
20	Kevin Norrell, Stony Brook
20	Jordan Gush, Stony Brook
19	Maurice Price, Charleston Southern
17	Kory Alston, Gardner-Webb
16	Dominic Bolden, Liberty

RECEPTIONS - TIGHT ENDS

65	David Duran, Coastal Carolina
59	Josh Miller, Gardner-Webb
50	SETH CRANFILL, Gardner-Webb
47	MARIO THOMPSON, VMI
46	Chris Luck, Liberty
39	JOEY GILKEY, Presbyterian
33	Robert Bumgarner, Presbyterian
30	Jamie Childers, Coastal Carolina
29	Jay Cline, Liberty
29	Rodney Burgess, Coastal Carolina
29	Ryan Ard, Charleston Southern
29	Tommy Shaver, Liberty

TOUCHDOWN RECEPTIONS, TIGHT END

8	BRANDON APON, Liberty
6	Bryan Meers, Charleston Southern
6	Clayton Coffman, Charleston Southern
5	Tyrese Harris, Charleston Southern
5	Josh Atkinson, Charleston Southern
5	David Duran, Coastal Carolina
5	JOEY GILKEY, Presbyterian
5	MARIO THOMPSON, VMI
4	Ryan Ard, Charleston Southern
4	Will Quarles, Liberty
4	Jamie Childers, Coastal Carolina

active players listed in **ITALICIZED BOLD CAPS**

TOP 10 CAREER TOTAL OFFENSE LEADERS

TOTAL OFFENSE YARDS

10,571	Collin Drafts, Charleston Southern
8,236	Tyler Thigpen, Coastal Carolina
7,947	Mike Brown, Liberty
7,872	Nick Roberts, Gardner-Webb
7,189	Brock Smith, Liberty
7,139	Zach MacDowall, Coastal Carolina
5,720	<i>ERIC KORDENBBROCK, VMI</i>
5,645	Stan Doolittle, Gardner-Webb
5,485	Devin Campbell, Gardner-Webb
5,405	Aramis Hillary, Coastal Carolina

TOTAL OFFENSIVE PLAYS

1,848	Collin Drafts, Charleston Southern
1,361	Nick Roberts, Gardner-Webb
1,224	Tyler Thigpen, Coastal Carolina
1,138	<i>ERIC KORDENBBROCK, VMI</i>
1,104	Mike Brown, Liberty
1,085	Zach MacDowall, Coastal Carolina
1,076	Stan Doolittle, Gardner-Webb
983	Jonathan Wilson, VMI
921	Brock Smith, Liberty
894	Devin Campbell, Gardner-Webb

300-YARD TOTAL OFFENSE GAMES

15	Mike Brown, Liberty
11	Collin Drafts, Charleston Southern
10	Tyler Thigpen, Coastal Carolina
7	Zach MacDowall, Coastal Carolina
6	Nick Roberts, Gardner-Webb
6	Aramis Hillary, Coastal Carolina
4	Devin Campbell, Gardner-Webb
4	<i>ERIC KORDENBBROCK, VMI</i>
4	<i>ALEX ROSS, Coastal Carolina</i>

active players listed in ***ITALICIZED BOLD CAPS***

TOP 10 CAREER SCORING LEADERS

TOUCHDOWNS SCORED

53	Miguel Maysonet, Stony Brook
47	Aundres Perkins, Coastal Carolina
46	Rashad Jennings, Liberty
44	Jerome Simpson, Coastal Carolina
38	Tim Maypray, VMI
32	Duvaughn Flagler, Gardner-Webb
32	Mike Brown, Liberty
32	Brock Jackolski, Stony Brook
30	<i>ALDREAKIS ALLEN, Liberty</i>
30	SirChauncey Holloway, Liberty

OVERALL SCORING

318	Miguel Maysonet, Stony Brook
316	Wesley Skiffington, Stony Brook
309	Matt Bevins, Liberty
297	Josh Hoke, Coastal Carolina
286	Aundres Perkins, Coastal Carolina
278	Rashad Jennings, Liberty
264	Jerome Simpson, Coastal Carolina
240	Justin Durham, Coastal Carolina
228	Hunter Smith, Gardner-Webb
228	Tim Maypray, VMI

KICK SCORING

316	Wesley Skiffington, Stony Brook
309	Matt Bevins, Liberty
297	Josh Hoke, Coastal Carolina
240	Justin Durham, Coastal Carolina
228	Hunter Smith, Gardner-Webb
214	Nick Ellis, Charleston Southern
198	Ryan Gates, Gardner-Webb
143	John Paglia, Charleston Southern
142	Barrett Way, VMI
140	Jeff Sexton, VMI

active players listed in ***ITALICIZED BOLD CAPS***

TOP 10 CAREER TACKLE LEADERS

TOTAL TACKLES

454	Jada Ross, Charleston Southern
364	Jamar Leath, Coastal Carolina
353	A.J. Gross, VMI
348	Manny Rojas, Liberty
345	Jeffery Williams, Gardner-Webb
323	Marty Patterson, Gardner-Webb
313	Mario Brown, Gardner-Webb
308	Justin Huggard, VMI
308	Todd Baldwin, VMI
306	Keppy Baucom, Gardner-Webb

TACKLES-FOR-LOSS

53.5	Brian Johnston, Gardner-Webb
43.0	<i>PRESTON PEMASA, Gardner-Webb</i>
38.0	Marty Patterson, Gardner-Webb
36.0	A.J. Gross, VMI
35.5	Jonna Lee, Charleston Southern
34.5	Adrain Grady, Coastal Carolina
34.0	Maurice Simpkins, Coastal Carolina
32.5	Jada Ross, Charleston Southern
31.5	Harold Wells, Gardner-Webb
30.0	Steve Ackley, Liberty

QUARTERBACK SACKS

20.5	Brian Johnston, Gardner-Webb
17.0	Adrain Grady, Coastal Carolina
16.5	Phillip Oboh, Coastal Carolina
15.0	Jordan Woods, Gardner-Webb
14.5	Damiso Alexander, VMI
14.0	Aaron DeBerry, Liberty
14.0	Maurice Simpkins, Coastal Carolina
14.0	<i>PRESTON PEMASA, Gardner-Webb</i>
13.0	Harold Wells, Gardner-Webb
13.0	Brian Davis, Presbyterian

active players listed in ***ITALICIZED BOLD CAPS***

TOP 10 CAREER PUNT RETURN LEADERS

PUNT RETURNS

73	<i>NICCOLO MASTROMATTEO, CCU</i>
49	Jordan Gush, Stony Brook
43	Wynton Jackson, Liberty
42	David Parker, Coastal Carolina
36	Kory Alston, Gardner-Webb
34	Adrian Hall, Liberty
34	Charles James, Charleston Southern
34	Cedric Byrd, Presbyterian
29	Tim Maypray, VMI
28	Gary Price, VMI
28	Dobson Collins, Gardner-Webb

PUNT RETURN YARDS

606	<i>NICCOLO MASTROMATTEO, CCU</i>
525	Wynton Jackson, Liberty
484	Kory Alston, Gardner-Webb
345	David Parker, Coastal Carolina
330	Charles James, Charleston Southern
313	Tim Maypray, VMI
311	Jordan Gush, Stony Brook
308	Dominic Bolden, Liberty
280	C.J. Hirschman, Charleston Southern
271	Adrian Hall, Liberty

active players listed in ***ITALICIZED BOLD CAPS***

TOP 10 CAREER KICKOFF RETURN LEADERS

KICKOFF RETURNS

102	Gerald Stevenson, Charleston Southern
98	Tim Maypray, VMI
97	Michael Ruff, Presbyterian
80	Tyson Petty, Gardner-Webb
65	<i>J.J. HUBBARD, Gardner-Webb</i>
60	Adrian Hall, Liberty
59	Brock Jackolski, Stony Brook
59	Tre Henderson, Coastal Carolina
52	<i>KEVIN FOGG, Liberty</i>
51	Kijana Thomas, Charleston Southern
51	Arthur Sitton, Coastal Carolina

KICKOFF RETURN YARDS

2,449	Gerald Stevenson, Charleston Southern
2,181	Tim Maypray, VMI
1,971	Michael Ruff, Presbyterian
1,642	Brock Jackolski, Stony Brook
1,604	Tyson Petty, Gardner-Webb
1,409	Dominic Bolden, Liberty
1,391	<i>J.J. HUBBARD, Gardner-Webb</i>
1,380	Tre Henderson, Coastal Carolina
1,337	<i>KEVIN FOGG, Liberty</i>
1,219	Adrian Hall, Liberty

active players listed in ***ITALICIZED BOLD CAPS***

TOP 10 CAREER ALL-PURPOSE LEADERS

ALL-PURPOSE YARDS

6,129	Tim Maypray, VMI
5,684	Gerald Stevenson, Charleston Southern
5,331	Miguel Maysonet, Stony Brook
4,621	Sean Mizzer, VMI
4,407	Brock Jackolski, Stony Brook
4,155	Rashad Jennings, Liberty
3,782	Dre Barnes, Liberty
3,614	Duvaughn Flagler, Gardner-Webb
3,600	Michael Ruff, Presbyterian
3,595	Dominic Bolden, Liberty

200-YARD ALL-PURPOSE GAMES

10	Tim Maypray, VMI
7	Brock Jackolski, Stony Brook
6	Rashad Jennings, Liberty
6	Gerald Stevenson, Charleston Southern
6	Miguel Maysonet, Stony Brook
5	Dre Barnes, Liberty
2	11 players tied with

active players listed in ***ITALICIZED BOLD CAPS***

2013 Big South Conference Football Individual Statistics (ALL GAMES)

To be ranked in per game averages, a player must appear in at least 75.0% of their team's games.

RUSHING AVG/GAME	Team	Cl	G	Att	Yds	Avg	TD	Long	Yds/G
1. TALIAFERRO, Lorenzo.	COAS	SR	8	166	1112	6.7	18	45	139.0
2. REYES, Christian....	CSU	JR	9	178	953	5.4	6	41	105.9
3. BLOUNT, Juanne.....	GWU	JR	8	176	747	4.2	5	41	93.4
4. RICE, Desmond.....	LIBE	JR	8	111	645	5.8	9	46	80.6
5. ZIGLAR, Derrick.....	VMI	SO	7	96	541	5.6	4	34	77.3
6. ROUSE, Demarcus....	PC	JR	7	68	379	5.6	7	66	54.1
7. ROSS, Alex.....	COAS	SO	7	61	336	5.5	4	36	48.0
8. ROBINSON, Ben.....	CSU	FR	7	60	320	5.3	1	39	45.7
9. ROBERTS, Blake.....	PC	FR	7	42	303	7.2	1	59	43.3
10. RICHARDSON, Clifton.	LIBE	FR	7	68	247	3.6	4	17	35.3

INTERCEPTIONS	Team	Cl	G	Int	Yds	TD
1. WILLIAMS, Keon.....	GWU	SR	8	4	43	1
2. FOGG, Kevin.....	LIBE	SR	8	3	68	1
3. BACKUS, Quinn.....	COAS	JR	8	2	79	1
AIKENS, Walt.....	LIBE	SR	8	2	45	0
JACKSON, Corbin.....	CSU	SO	7	2	41	0
HOUSTON, Johnnie....	COAS	SR	8	2	18	0
SCOTT, Kenny.....	LIBE	SR	8	2	16	0
JOHNSON, Adam.....	GWU	SO	7	2	1	0
9. FURLOW, Caleb.....	VMI	JR	8	1	52	0
MOORE, Doug.....	VMI	SO	8	1	39	0

PASSING AVG/GAME	Team	Cl	G	Att	Cmp	Int	Pct.	Yds	TD	Avg/G
1. KORDENBROCK, Eric...	VMI	SR	7	239	137	5	57.3	1619	11	231.3
2. ROSS, Alex.....	COAS	SO	7	196	127	6	64.8	1571	13	224.4
3. BEATTY, Lucas.....	GWU	JR	8	260	163	7	62.7	1787	8	223.4
4. WOODRUM, Josh.....	LIBE	SO	8	218	135	6	61.9	1758	12	219.8
5. GRIFFIN, Kaleb.....	PC	SO	7	100	71	4	71.0	635	2	90.7
6. AUGUSTINE, A.J.....	VMI	SR	7	55	34	2	61.8	496	5	70.9

PASS EFFICIENCY	Team	Cl	G	Att	Cmp	Int	Pct.	Yds	TD	Eff.
1. ROSS, Alex.....	COAS	SO	7	196	127	6	64.8	1571	13	147.9
2. WOODRUM, Josh.....	LIBE	SO	8	218	135	6	61.9	1758	12	142.3
3. KORDENBROCK, Eric...	VMI	SR	7	239	137	5	57.3	1619	11	125.2
4. BEATTY, Lucas.....	GWU	JR	8	260	163	7	62.7	1787	8	125.2

TOTAL OFFENSE/GAME	Team	Cl	G	Rush	Pass	Plays	Total	Yds/G
1. ROSS, Alex.....	COAS	SO	7	336	1571	257	1907	272.4
2. WOODRUM, Josh.....	LIBE	SO	8	89	1758	254	1847	230.9
3. BEATTY, Lucas.....	GWU	JR	8	-70	1787	317	1717	214.6
4. KORDENBROCK, Eric...	VMI	SR	7	-131	1619	262	1488	212.6
5. TALIAFERRO, Lorenzo.	COAS	SR	8	1112	0	166	1112	139.0
6. REYES, Christian....	CSU	JR	9	953	0	179	953	105.9
7. BLOUNT, Juanne.....	GWU	JR	8	747	0	176	747	93.4
8. GRIFFIN, Kaleb.....	PC	SO	7	18	635	121	653	93.3
9. RICE, Desmond.....	LIBE	JR	8	645	33	112	678	84.8
10. ZIGLAR, Derrick.....	VMI	SO	7	541	0	96	541	77.3

PUNT RETURN AVG (1.2 pg)	Team	Cl	G	Ret	Yds	TD	Long	Avg
1. FOGG, Kevin.....	LIBE	SR	8	11	98	0	18	8.9
2. CURL, D.J.....	CSU	FR	8	13	74	0	17	5.7
3. MASTROMATTEO, Niccolo	COAS	SR	8	12	68	0	19	5.7
4. HUBBARD, J.J.....	GWU	JR	8	10	35	0	14	3.5

RECEPTIONS/GAME	Team	Cl	G	Rec	Yds	TD	Long	Avg/C	Rec/G
1. COOK, Kenny.....	GWU	JR	8	45	540	5	54	12.0	5.62
2. PETERSON, Darrin....	LIBE	SO	8	38	581	5	85	15.3	4.75
3. ANTIGHA, Tobi.....	PC	JR	7	30	476	3	37	15.9	4.29
HAZEL, Matt.....	COAS	SR	7	30	450	5	46	15.0	4.29
5. HENDERSON, Gabe....	LIBE	JR	8	33	469	3	38	14.2	4.12
6. BENNETT, DeMario....	COAS	SR	8	31	442	3	45	14.3	3.88
7. PATTERSON, Samuel...	VMI	SO	8	25	441	5	42	17.6	3.12
JULES, Richard.....	GWU	SR	8	25	249	0	24	10.0	3.12
9. ZIGLAR, Derrick.....	VMI	SO	7	21	300	1	56	14.3	3.00
10. ROGERS, James.....	VMI	JR	8	23	247	1	59	10.7	2.88

KICK RETURN AVG (1.2 pg)	Team	Cl	G	Ret	Yds	TD	Long	Avg
1. McKIE, Jeremiah....	PC	JR	7	12	329	1	97	27.4
2. MAYES, LaQua.....	PC	JR	7	17	403	0	35	23.7
3. BLANKS, Tyrell.....	COAS	SO	7	11	231	0	35	21.0
4. HUBBARD, J.J.....	GWU	JR	8	17	354	0	51	20.8
5. FORLINES, Dane.....	VMI	FR	8	27	526	0	35	19.5
6. FRUEHAN, James.....	VMI	JR	8	11	211	0	26	19.2
7. FOGG, Kevin.....	LIBE	SR	8	13	247	0	36	19.0
8. STOUT, Taylor.....	VMI	FR	8	11	199	0	28	18.1

RECEIVE YDS/GAME	Team	Cl	G	Rec	Yds	TD	Long	Avg/C	Yds/G
1. PETERSON, Darrin....	LIBE	SO	8	38	581	5	85	15.3	72.6
2. ANTIGHA, Tobi.....	PC	JR	7	30	476	3	37	15.9	68.0
3. COOK, Kenny.....	GWU	JR	8	45	540	5	54	12.0	67.5
4. HAZEL, Matt.....	COAS	SR	7	30	450	5	46	15.0	64.3
5. HENDERSON, Gabe....	LIBE	JR	8	33	469	3	38	14.2	58.6
6. BENNETT, DeMario....	COAS	SR	8	31	442	3	45	14.3	55.2
7. PATTERSON, Samuel...	VMI	SO	8	25	441	5	42	17.6	55.1
8. ZIGLAR, Derrick.....	VMI	SO	7	21	300	1	56	14.3	42.9
9. GLEARS, Kevin.....	CSU	JR	9	23	366	6	64	15.9	40.7
10. McKIE, Jeremiah....	PC	JR	7	20	274	1	40	13.7	39.1

PUNTING (3.6 per game)	Team	Cl	G	Punts	Yds	Long	Avg
1. EBERHARDT, David....	VMI	SR	8	47	1883	58	40.1
2. DAY, Jordan.....	GWU	SR	8	42	1612	55	38.4
3. BOWDEN, Grant.....	LIBE	SR	8	36	1356	55	37.7
4. DOAR, Stephen.....	PC	SO	7	31	1166	52	37.6
5. BURNS, Truett.....	CSU	FR	9	44	1557	71	35.4

ALL PURPOSE PER GAME	Team	Cl	G	Rush	Rcv	PR	KR	Yds	Avg/G
1. TALIAFERRO, Lorenzo.	COAS	SR	8	1112	96	0	0	1208	151.0
2. ZIGLAR, Derrick.....	VMI	SO	7	541	300	0	0	841	120.1
3. McKIE, Jeremiah....	PC	JR	7	45	274	142	329	790	112.9
4. REYES, Christian....	CSU	JR	9	953	21	0	0	974	108.2
5. BLOUNT, Juanne.....	GWU	JR	8	747	88	0	0	835	104.4
6. RICE, Desmond.....	LIBE	JR	8	645	102	0	0	747	93.4
7. MAYES, LaQua.....	PC	JR	7	235	9	0	403	647	92.4
8. FORLINES, Dane.....	VMI	FR	8	6	119	25	526	676	84.5
9. HUBBARD, J.J.....	GWU	JR	8	205	79	35	354	673	84.1
10. ANTIGHA, Tobi.....	PC	JR	7	53	476	0	0	529	75.6

SCORING/GAME	Team	Cl	G	TD	XPT	FG	2XP	Pts	Pts/G
1. TALIAFERRO, Lorenzo.	COAS	SR	8	19	0	0	0	114	14.2
2. RICE, Desmond.....	LIBE	JR	8	10	0	0	0	60	7.5
3. LUNSFORD, John.....	LIBE	SO	8	0	36	6	0	54	6.8
4. CATRON, Alex.....	COAS	JR	8	0	34	6	0	52	6.5
5. ROUSE, Demarcus....	PC	JR	7	7	0	0	0	42	6.0
6. HAZEL, Matt.....	COAS	SR	7	6	0	0	2	38	5.4
7. DAY, Jordan.....	GWU	SR	8	0	16	8	0	40	5.0
8. CHRISTOPHER, Dillon.	VMI	FR	8	0	21	5	0	36	4.5
9. ZIGLAR, Derrick.....	VMI	SO	7	5	0	0	0	30	4.3
ANTIGHA, Tobi.....	PC	JR	7	5	0	0	0	30	4.3

SCORING (TDs) PER GAME	Team	Cl	G	TD	Rush	Pass	Ret	PAT	Pts	Pts/G
1. TALIAFERRO, Lorenzo.	COAS	SR	8	19	18	1	0	0	114	14.2
2. RICE, Desmond.....	LIBE	JR	8	10	9	1	0	0	60	7.5
3. ROUSE, Demarcus....	PC	JR	7	7	7	0	0	0	42	6.0
4. HAZEL, Matt.....	COAS	SR	7	6	1	5	0	1	38	5.4
5. ANTIGHA, Tobi.....	PC	JR	7	5	2	3	0	0	30	4.3
ZIGLAR, Derrick.....	VMI	SO	7	5	4	1	0	0	30	4.3
7. GLEARS, Kevin.....	CSU	JR	9	6	0	6	0	0	36	4.0
REYES, Christian....	CSU	JR	9	6	6	0	0	0	36	4.0
8. BLOUNT, Juanne.....	GWU	JR	8	5	5	0	0	0	30	3.8
PATTERSON, Samuel...	VMI	SO	8	5	0	5	0	0	30	3.8

FIELD GOALS/GAME	Team	Cl	G	FG	FGA	Pct.	FG/G
1. DAY, Jordan.....	GWU	SR	8	8	12	66.7	1.00
2. CATRON, Alex.....	COAS	JR	8	6	7	85.7	0.75
LUNSFORD, John.....	LIBE	SO	8	6	12	50.0	0.75
4. DEBOY, Mark.....	CSU	SO	7	5	8	62.5	0.71
5. CHRISTOPHER, Dillon.	VMI	FR	8	5	8	62.5	0.62
6. HIGGINS, T. J.....	CSU	JR	7	1	1	100.0	0.14

2013 Big South Conference Football Individual Statistics (ALL GAMES)

SCORING (KICK)	Team	Cl	G	PATs	FGs	Pts	Pts/G
1. LUNSFORD, John.....	LIBE	SO	8	36-36	6-12	54	6.8
2. CATRON, Alex.....	COAS	JR	8	34-36	6-7	52	6.5
3. DAY, Jordan.....	GWU	SR	8	16-17	8-12	40	5.0
4. CHRISTOPHER, Dillon.	VMI	FR	8	21-22	5-8	36	4.5
5. HIGGINS, T. J.....	CSU	JR	7	15-17	1-1	18	2.6
6. DEBOY, Mark.....	CSU	SO	7	2-4	5-8	17	2.4
7. DOAR, Stephen.....	PC	SO	7	16-16	0-1	16	2.3

FIELD GOAL PCT	Team	Cl	G	FG	FGA	Long	Pct.
1. CATRON, Alex.....	COAS	JR	8	6	7	48	85.7
2. DAY, Jordan.....	GWU	SR	8	8	12	39	66.7
3. DEBOY, Mark.....	CSU	SO	7	5	8	33	62.5
CHRISTOPHER, Dillon.	VMI	FR	8	5	8	45	62.5
5. LUNSFORD, John.....	LIBE	SO	8	6	12	52	50.0

PAT KICKING PCT	Team	Cl	G	Made	Att	Pct.
1. LUNSFORD, John.....	LIBE	SO	8	36	36	100.0
DOAR, Stephen.....	PC	SO	7	16	16	100.0
3. CHRISTOPHER, Dillon.	VMI	FR	8	21	22	95.5
4. CATRON, Alex.....	COAS	JR	8	34	36	94.4
5. DAY, Jordan.....	GWU	SR	8	16	17	94.1
6. HIGGINS, T. J.....	CSU	JR	7	15	17	88.2

TACKLES PER GAME (All positions)	Player	Team	Cl	G	Pos	Solo	Ast	Total	Avg/G	Sack
1. BACKUS, Quinn.....	COAS	JR	8	LB	45	33	78	9.8	1.0	
2. BURCH, Tanner.....	GWU	JR	8	LB	32	42	74	9.2	0.0	
3. JAMES, Alex.....	VMI	SO	8	DB	29	40	69	8.6	0.0	
4. REBER, Weston.....	VMI	SR	8	LB	22	40	62	7.8	0.0	
5. GETER, Chad.....	GWU	SO	7	LB	25	26	51	7.3	1.0	
6. FREEMAN, Demaris....	CSU	JR	9	DB	32	33	65	7.2	0.0	
7. McCLURE, Mike.....	COAS	SR	8	LB	28	24	52	6.5	1.0	
8. BRYANT, Calvin.....	CSU	SR	9	LB	27	29	56	6.2	2.5	
9. STAIB, Logan.....	VMI	JR	7	LB	21	22	43	6.1	0.5	
WILLIAMS, Breyon....	PC	SO	7	LB	26	17	43	6.1	1.0	
11. SIGMON, Nick.....	LIBE	JR	8	LB	21	26	47	5.9	0.0	
12. DICKEY, DaRon.....	PC	SO	7	DB	25	15	40	5.7	1.0	
MARSHALL, Fred.....	PC	JR	7	SAF	24	16	40	5.7	0.0	
14. SMITH, Justin.....	VMI	SR	8	DL	19	26	45	5.6	1.5	
15. BRITT, Ed.....	PC	SO	7	CB	27	12	39	5.6	0.0	
16. RIDDICK, Shaquille..	GWU	JR	8	DE	17	27	44	5.5	4.5	
17. WHITE, Cory.....	PC	JR	7	CB	30	8	38	5.4	0.0	
18. HAGEN, Jacob.....	LIBE	JR	8	DB	20	22	42	5.2	0.0	
19. JOHNSON, Lonnie.....	GWU	SR	8	DB	20	21	41	5.1	0.5	
AIKENS, Walt.....	LIBE	SR	8	DB	31	10	41	5.1	1.0	
21. GARVIN, Ty.....	VMI	JR	8	LB	13	27	40	5.0	0.0	
SCEARCE, Alex.....	COAS	FR	7	DB	27	8	35	5.0	0.0	
23. HYLAND, Scott.....	LIBE	SR	8	LB	15	24	39	4.9	1.0	
FRUEHAN, James.....	VMI	JR	8	DB	23	16	39	4.9	0.0	
JONES, Damian.....	VMI	FR	8	DB	25	14	39	4.9	0.0	
SAMPSON, Richie.....	COAS	SO	8	DB	33	6	39	4.9	1.0	
27. HUNT, Will.....	CSU	SR	7	DL	16	18	34	4.9	5.0	
28. FOGG, Kevin.....	LIBE	SR	8	DB	29	8	37	4.6	0.0	
FURLOW, Caleb.....	VMI	JR	8	DB	18	19	37	4.6	0.5	
MAU, O.J.....	GWU	SO	8	NG	9	28	37	4.6	1.5	
31. NELSON, Joe.....	VMI	FR	8	DL	5	31	36	4.5	0.0	
RICE, Denzel.....	COAS	JR	8	DB	30	6	36	4.5	0.0	
33. HYMAN, William.....	VMI	SR	8	LB	16	19	35	4.4	2.0	
34. LYNN, Isaiah.....	PC	JR	6	LB	12	14	26	4.3	0.0	
35. TOOMER, Ivan.....	GWU	SO	7	CB	23	7	30	4.3	0.0	
36. WITZMANN, Adam.....	CSU	SR	9	LB	10	28	38	4.2	1.0	
37. PEMASA, Preston....	GWU	SR	8	DE	16	17	33	4.1	1.5	
38. JACKSON, Malcolm....	CSU	SO	9	DB	26	11	37	4.1	1.0	
39. BALDWIN, Samson.....	COAS	FR	8	DB	27	5	32	4.0	0.0	
DIAL, Aaron.....	LIBE	SR	8	DB	18	14	32	4.0	0.0	
41. SCOTT, Kenny.....	LIBE	JR	8	DB	15	15	30	3.8	0.0	
42. ANDERSON, Mitchell..	PC	SO	7	DE	12	14	26	3.7	0.0	
43. UZOWIHE, Chima.....	LIBE	SO	8	DL	10	19	29	3.6	3.5	
44. LEE, Elijah.....	CSU	SR	9	DB	22	10	32	3.6	0.0	
45. SCOTT, Wesley.....	LIBE	FR	8	DB	16	12	28	3.5	0.0	
KEYS, Alex.....	VMI	FR	8	DB	13	15	28	3.5	0.0	
47. NEWTON, Nick.....	PC	SO	7		19	5	24	3.4	0.0	
48. TAYLOR, Bradley.....	GWU	JR	8	LB	10	17	27	3.4	0.0	
49. BROWN, Aaron.....	CSU	SO	9	LB	16	13	29	3.2	1.0	
50. AKOH, Ugonna.....	PC	FR	7	LB	14	8	22	3.1	2.0	

SACKS	Team	Cl	G	Pos	Solo	Ast	Yds	Total	Avg/G
1. HUNT, Will.....	CSU	SR	7	DL	4	2	26	5.0	0.71
2. RIDDICK, Shaquille..	GWU	JR	8	DE	4	1	40	4.5	0.56
3. SMITH, James.....	CSU	JR	9	DL	3	1	30	3.5	0.39
4. UZOWIHE, Chima.....	LIBE	SO	8	DL	3	1	23	3.5	0.44
5. BLACKBURN, Colton...	COAS	SO	8	LB	3	0	24	3.0	0.38
HOLDER, Roderick....	COAS	SO	8	DE	3	0	24	3.0	0.38
7. HARDY, Matt.....	CSU	SR	9	DB	2	1	25	2.5	0.28
BLACK, Dylan.....	CSU	JR	9	DE	2	1	19	2.5	0.28
BRYANT, Calvin.....	CSU	SR	9	LB	2	1	19	2.5	0.28
10. ONYECHI, Toby.....	LIBE	SR	8	DL	2	1	11	2.5	0.31

TACKLES FOR LOSS	Team	Cl	G	Pos	Solo	Ast	Yds	Total	Avg/G
1. RIDDICK, Shaquille..	GWU	JR	8	DE	7	8	62	11.0	1.38
2. SIGMON, Nick.....	LIBE	JR	8	LB	6	6	22	9.0	1.12
3. PEMASA, Preston.....	GWU	SR	8	DE	7	2	23	8.0	1.00
4. HUNT, Will.....	CSU	SR	7	DL	6	4	30	8.0	1.14
AKOH, Ugonna.....	PC	FR	7	LB	8	0	34	8.0	1.14
6. BRYANT, Calvin.....	CSU	SR	9	LB	5	5	32	7.5	0.83
7. BACKUS, Quinn.....	COAS	JR	8	LB	6	1	13	6.5	0.81
8. STAIB, Logan.....	VMI	JR	7	LB	3	6	17	6.0	0.86
9. BLACK, Dylan.....	CSU	JR	9	DE	3	3	23	4.5	0.50
10. HYLAND, Scott.....	LIBE	SR	8	LB	3	3	6	4.5	0.56

FUMBLES FORCED	Team	Cl	G	Num	Avg/G
1. WASHINGTON, Derrick.	PC	FR	6	2	0.33
BRYANT, Calvin.....	CSU	SR	9	3	0.33
3. SAMPSON, Richie.....	COAS	SO	8	2	0.25
HAWTHORNE, LaDarius.	COAS	SR	8	2	0.25
5. BLACK, Dylan.....	CSU	JR	9	2	0.22
6. DESSOURCES, Erwin...	LIBE	FR	6	1	0.17
7. ROSS, Joaquin.....	PC	FR	7	1	0.14
JOHNSTON, Zac.....	CSU	JR	7	1	0.14
HUNT, Will.....	CSU	SR	7	1	0.14
BYERS, Shonquille...	PC	SO	7	1	0.14

FUMBLES RCVD	Team	Cl	G	Num	Avg/G
1. ROSS, Joaquin.....	PC	FR	7	2	0.29
2. BATCHELOR, Caleb....	CSU	FR	8	2	0.25
HAWTHORNE, LaDarius.	COAS	SR	8	2	0.25
REBER, Weston.....	VMI	SR	8	2	0.25
5. AKOH, Ugonna.....	PC	FR	7	1	0.14
WILLIAMS, Breyon....	PC	SO	7	1	0.14
BRITT, Ed.....	PC	SO	7	1	0.14
ABNAR, D.J.....	LIBE	SO	7	1	0.14
BYERS, Shonquille...	PC	SO	7	1	0.14
DICKEY, DaRon.....	PC	SO	7	1	0.14

PASSES DEFENDED	Team	Cl	G	Brup	Int	Total	Avg/G
1. FOGG, Kevin.....	LIBE	SR	8	7	3	10	1.25
2. RICE, Denzel.....	COAS	JR	8	6	1	7	0.88
WILLIAMS, Keon.....	GWU	SR	8	3	4	7	0.88
BALDWIN, Samson.....	COAS	FR	8	6	1	7	0.88
5. GETER, Chad.....	GWU	SO	7	5	1	6	0.86
6. JONES, Damian.....	VMI	FR	8	5	1	6	0.75
HAGEN, Jacob.....	LIBE	JR	8	5	1	6	0.75
SAMPSON, Richie.....	COAS	SO	8	5	1	6	0.75
BACKUS, Quinn.....	COAS	JR	8	4	2	6	0.75
10. TOOMER, Ivan.....	GWU	SO	7	4	1	5	0.71

2013 Big South Conference Football Team Statistics (ALL GAMES)

SCORING OFFENSE	G	TD	XP	2XP	DXP	FG	Saf	Pts	Avg
1. Coastal Carolina....	8	52	36	5	0	7	0	379	47.4
2. Liberty.....	8	37	36	1	0	6	1	280	35.0
3. Presbyterian College	7	29	28	0	0	0	0	202	28.9
4. Charleston Southern.	9	30	22	2	0	7	2	231	25.7
5. VMI.....	8	22	21	0	0	5	0	168	21.0
6. Gardner-Webb.....	8	19	16	1	0	8	0	156	19.5

RUSHING OFFENSE	G	Att	Yds	Avg	TD	Yds/G
1. Coastal Carolina....	8	363	2169	6.0	32	271.1
2. Charleston Southern.	9	462	2211	4.8	17	245.7
3. Presbyterian College	7	252	1217	4.8	20	173.9
4. Liberty.....	8	293	1321	4.5	20	165.1
5. Gardner-Webb.....	8	339	1012	3.0	8	126.5
6. VMI.....	8	205	703	3.4	6	87.9

SCORING DEFENSE	G	TD	XP	2XP	DXP	FG	Saf	Pts	Avg
1. Liberty.....	8	20	15	1	0	6	0	155	19.4
2. Charleston Southern.	9	24	19	2	0	3	1	178	19.8
3. Coastal Carolina....	8	28	26	1	0	5	0	211	26.4
4. Gardner-Webb.....	8	28	27	0	0	5	1	212	26.5
5. Presbyterian College	7	31	29	0	0	5	0	230	32.9
6. VMI.....	8	43	37	1	0	9	0	324	40.5

RUSHING DEFENSE	G	Rushes	Yards	Avg.	TD	Yds/G
1. Liberty.....	8	284	1021	3.6	8	127.6
2. Gardner-Webb.....	8	278	1116	4.0	13	139.5
3. Charleston Southern.	9	293	1324	4.5	16	147.1
4. Coastal Carolina....	8	327	1433	4.4	13	179.1
5. Presbyterian College	7	334	1463	4.4	17	209.0
6. VMI.....	8	343	1826	5.3	20	228.2

PASS OFFENSE	G	Att	Cmp	Int	Pct.	Yds	Avg	TD	Yds/G
1. VMI.....	8	298	173	7	58.1	2139	7.2	16	267.4
2. Liberty.....	8	230	146	6	63.5	1938	8.4	14	242.2
3. Gardner-Webb.....	8	269	167	9	62.1	1834	6.8	10	229.2
4. Coastal Carolina....	8	221	145	6	65.6	1804	8.2	17	225.5
5. Presbyterian College	7	164	114	8	69.5	1167	7.1	7	166.7
6. Charleston Southern.	9	165	93	3	56.4	1202	7.3	12	133.6

TOTAL OFFENSE	G	Rush	Pass	Plays	Yards	Avg/P	TD	Yds/G
1. Coastal Carolina....	8	2169	1804	584	3973	6.8	49	496.6
2. Liberty.....	8	1321	1938	523	3259	6.2	34	407.4
3. Charleston Southern.	9	2211	1202	627	3413	5.4	29	379.2
4. Gardner-Webb.....	8	1012	1834	608	2846	4.7	18	355.8
5. VMI.....	8	703	2139	503	2842	5.7	22	355.2
6. Presbyterian College	7	1217	1167	416	2384	5.7	27	340.6

PASS DEFENSE	G	Att	Cmp	Int	Pct.	Yds	Avg	TD	Yds/G
1. Gardner-Webb.....	8	227	130	10	57.3	1567	6.9	13	195.9
2. Charleston Southern.	9	245	146	7	59.6	1784	7.3	8	198.2
3. Presbyterian College	7	159	92	2	57.9	1472	9.3	12	210.3
4. Liberty.....	8	256	155	10	60.5	1765	6.9	11	220.6
5. Coastal Carolina....	8	267	151	8	56.6	1845	6.9	14	230.6
6. VMI.....	8	274	171	6	62.4	2226	8.1	20	278.2

TOTAL DEFENSE	G	Rush	Pass	Plys	Yards	Avg	TD	Yds/G
1. Gardner-Webb.....	8	1116	1567	505	2683	5.3	26	335.4
2. Charleston Southern.	9	1324	1784	538	3108	5.8	24	345.3
3. Liberty.....	8	1021	1765	540	2786	5.2	19	348.2
4. Coastal Carolina....	8	1433	1845	594	3278	5.5	27	409.8
5. Presbyterian College	7	1463	1472	493	2935	6.0	29	419.3
6. VMI.....	8	1826	2226	617	4052	6.6	40	506.5

KICKOFF RETURNS	G	Ret	Yds	TD	Avg
1. Coastal Carolina....	8	23	537	1	23.3
2. Presbyterian College	7	33	748	1	22.7
3. Gardner-Webb.....	8	24	506	0	21.1
4. Charleston Southern.	9	23	446	0	19.4
5. Liberty.....	8	24	455	0	19.0
6. VMI.....	8	50	946	0	18.9

PUNT RETURN AVG	G	Ret	Yds	TD	Avg
1. Presbyterian College	7	8	142	1	17.8
2. Liberty.....	8	15	146	1	9.7
3. Charleston Southern.	9	15	115	0	7.7
4. VMI.....	8	6	42	0	7.0
5. Coastal Carolina....	8	14	95	0	6.8
6. Gardner-Webb.....	8	11	37	0	3.4

PUNTING	G	No.	Yards	Avg/P	PR	Avg	TB	Net/P
1. Gardner-Webb.....	8	44	1657	37.7	33	0.8	2	36.0
2. Presbyterian College	7	32	1185	37.0	42	1.3	0	35.7
3. Coastal Carolina....	8	28	1079	38.5	96	3.4	0	35.1
4. Liberty.....	8	36	1356	37.7	121	3.4	0	34.3
5. Charleston Southern.	9	44	1557	35.4	61	1.4	0	34.0
6. VMI.....	8	52	2051	39.4	368	7.1	2	31.6

PASS EFFICIENCY	G	Att	Cmp	Pct	Int	Yds	TD	Effic
1. Coastal Carolina....	8	221	145	65.6	6	1804	17	154.1
2. Liberty.....	8	230	146	63.5	6	1938	14	149.1
3. Charleston Southern.	9	165	93	56.4	3	1202	12	137.9
4. Presbyterian College	7	164	114	69.5	8	1167	7	133.6
5. VMI.....	8	298	173	58.1	7	2139	16	131.4
6. Gardner-Webb.....	8	269	167	62.1	9	1834	10	124.9

TURNOVER MARGIN	--Gained-- ---Lost---								
	G	Fum	Int	Tot	Fum	Int	Tot	Mar	Per/G
1. Liberty.....	8	5	10	15	3	6	9	+6	0.75
2. Charleston Southern.	9	8	7	15	6	3	9	+6	0.67
3. Coastal Carolina....	8	5	8	13	2	6	8	+5	0.62
4. Presbyterian College	7	7	2	9	4	8	12	-3	-0.43
5. VMI.....	8	2	6	8	7	7	14	-6	-0.75
6. Gardner-Webb.....	8	3	10	13	11	9	20	-7	-0.88

PASS DEF EFFICIENCY	G	Att	Cmp	Int	Pct.	Yds	TD	Effic
1. Liberty.....	8	256	155	10	60.5	1765	11	124.8
2. Gardner-Webb.....	8	227	130	10	57.3	1567	13	125.3
3. Charleston Southern.	9	245	146	7	59.6	1784	8	125.8
4. Coastal Carolina....	8	267	151	8	56.6	1845	14	125.9
5. VMI.....	8	274	171	6	62.4	2226	20	150.4
6. Presbyterian College	7	159	92	2	57.9	1472	12	158.0

FIRST DOWNS	G	Rush	Pass	Pen	Total
1. Coastal Carolina....	8	113	83	10	206
2. Charleston Southern.	9	123	54	8	185
3. Gardner-Webb.....	8	73	82	9	164
4. Liberty.....	8	64	86	13	163
5. VMI.....	8	47	84	10	141
6. Presbyterian College	7	58	48	5	111

3RD-DN CONVERSIONS	G	Conv	Att	Pct
1. Coastal Carolina....	8	54	99	54.5
2. Liberty.....	8	45	101	44.6
3. Charleston Southern.	9	56	135	41.5
4. Presbyterian College	7	34	83	41.0
5. Gardner-Webb.....	8	48	128	37.5
6. VMI.....	8	33	106	31.1

OPPONENT 1ST DOWNS	G	Rush	Pass	Pen	Total
1. Gardner-Webb.....	8	55	72	7	134
2. Liberty.....	8	57	82	8	147
3. Presbyterian College	7	95	49	12	156
4. Charleston Southern.	9	70	83	10	163
5. Coastal Carolina....	8	82	87	9	178
6. VMI.....	8	93	96	11	200

OPP 3RD-DN CONVERT	G	Conv	Att	Pct
1. Charleston Southern.	9	27	100	27.0
2. Gardner-Webb.....	8	34	105	32.4
3. Liberty.....	8	40	112	35.7
4. Presbyterian College	7	43	100	43.0
5. Coastal Carolina....	8	53	123	43.1
6. VMI.....	8	59	123	48.0

2013 Big South Conference Football Team Statistics (ALL GAMES)

SACKS BY	G	Sacks	Yards
1. Charleston Southern	9	21	156
2. Liberty	8	17	101
3. Coastal Carolina	8	16	114
4. Gardner-Webb	8	12	89
5. VMI	8	11	53
Presbyterian College	7	11	78

SACKS AGAINST	G	Sacks	Yards
1. Presbyterian College	7	6	38
2. Coastal Carolina	8	8	52
3. Liberty	8	9	56
4. Charleston Southern	9	11	62
5. VMI	8	21	188
6. Gardner-Webb	8	28	148

PENALTIES	G	No	Yds	Avg/G
1. Liberty	8	33	292	36.5
2. Gardner-Webb	8	38	305	38.1
3. Coastal Carolina	8	50	388	48.5
4. VMI	8	48	403	50.4
5. Charleston Southern	9	58	498	55.3
6. Presbyterian College	7	46	388	55.4

FIELD GOALS	G	Made	Att	Pct
1. Coastal Carolina	8	7	8	.875
2. Gardner-Webb	8	8	12	.667
3. Charleston Southern	9	7	11	.636
4. VMI	8	5	8	.625
5. Liberty	8	6	12	.500
6. Presbyterian College	7	0	3	.000

OPPONENT PENALTIES	G	No	Yds	Avg/G
1. VMI	8	61	514	64.2
2. Coastal Carolina	8	55	458	57.2
3. Liberty	8	42	418	52.2
4. Gardner-Webb	8	44	330	41.2
5. Charleston Southern	9	42	308	34.2
6. Presbyterian College	7	26	232	33.1

PAT KICKING	G	Made	Att	Pct
1. Liberty	8	36	36	1.000
2. Presbyterian College	7	28	29	.966
3. VMI	8	21	22	.955
4. Coastal Carolina	8	36	38	.947
5. Gardner-Webb	8	16	17	.941
6. Charleston Southern	9	22	26	.846

4TH-DN CONVERSIONS	G	Conv	Att	Pct
1. Coastal Carolina	8	5	6	83.3
2. Presbyterian College	7	8	10	80.0
3. Charleston Southern	9	8	13	61.5
4. Liberty	8	3	6	50.0
5. Gardner-Webb	8	7	15	46.7
6. VMI	8	3	10	30.0

TIME OF POSSESSION	G	Total Time	Avg/G
1. Gardner-Webb	8	275:19	34:24
2. Charleston Southern	9	308:53	34:19
3. Liberty	8	248:08	31:01
4. Presbyterian College	7	198:20	28:20
5. Coastal Carolina	8	226:25	28:18
6. VMI	8	221:06	27:38

OPP 4TH-DN CONVERT	G	Conv	Att	Pct
1. Liberty	8	4	15	26.7
2. Gardner-Webb	8	5	16	31.2
3. Charleston Southern	9	9	22	40.9
4. Coastal Carolina	8	7	16	43.8
5. VMI	8	10	19	52.6
6. Presbyterian College	7	13	17	76.5

KICKOFF COVERAGE	G	No.	Yards	Avg	Retn	TB	NetAvg
1. Liberty	8	49	3005	61.3	333	27	43.5
2. Coastal Carolina	8	64	3762	58.8	1115	2	40.7
3. Charleston Southern	9	47	2599	55.3	629	7	38.9
4. Presbyterian College	7	36	2009	55.8	590	3	37.8
5. Gardner-Webb	8	35	1857	53.1	574	1	36.1
6. VMI	8	31	1766	57.0	675	4	32.6

RED ZONE OFFENSE	G	RedZone	Percent	TDs	R/P	FG-AT	Fumb/Int/Downs/Other
1. Coastal Carolina	8	45-47	95.7	40	27/13	5-6	0/ 0/ 1/ 0
2. Liberty	8	27-30	90.0	23	17/6	4-6	0/ 0/ 0/ 1
3. Presbyterian College	7	21-25	84.0	21	17/4	0-3	0/ 0/ 1/ 0
4. Charleston Southern	9	29-35	82.9	22	15/7	7-10	1/ 0/ 0/ 2
5. VMI	8	17-21	81.0	13	5/8	4-6	0/ 0/ 2/ 0
6. Gardner-Webb	8	22-32	68.8	15	7/8	7-10	2/ 2/ 2/ 1

RED ZONE DEFENSE	G	RedZone	Percent	TDs	R/P	FG-AT	Fumb/Int/Downs/Other
1. Liberty	8	16-24	66.7	13	8/5	3-3	2/ 3/ 3/ 0
2. Charleston Southern	9	18-25	72.0	16	13/3	2-5	0/ 3/ 1/ 0
3. Coastal Carolina	8	24-32	75.0	19	10/9	5-10	0/ 1/ 2/ 0
4. VMI	8	31-41	75.6	26	15/11	5-8	1/ 1/ 4/ 1
5. Presbyterian College	7	25-29	86.2	20	14/6	5-6	2/ 1/ 0/ 0
6. Gardner-Webb	8	19-22	86.4	17	10/7	2-3	0/ 0/ 2/ 0

2013 Big South Conference Football Individual Statistics (BIG SOUTH GAMES ONLY)
 To be ranked in per game averages, a player must appear in at least 75.0% of their team's games.

RUSHING AVG/GAME		Team	Cl	G	Att	Yds	Avg	TD	Long	Yds/G
1.	TALIAFERRO, Lorenzo	COAS	SR	3	65	421	6.5	8	45	140.3
2.	RICE, Desmond	LIBE	JR	2	40	244	6.1	3	30	122.0
3.	ZIGLAR, Derrick	VMI	SO	3	54	327	6.1	3	34	109.0
4.	ROBERTS, Blake	PC	FR	1	17	77	4.5	0	19	77.0
5.	BLOUNT, Juanne	GWU	JR	2	37	126	3.4	1	33	63.0
6.	HOLLOWAY, Mike	CSU	FR	1	2	59	29.5	0	42	59.0
7.	ROBINSON, Ben	CSU	FR	1	6	49	8.2	0	29	49.0
8.	REYES, Christian	CSU	JR	1	11	45	4.1	1	10	45.0
9.	ANTIGHA, Tobi	PC	JR	1	1	39	39.0	1	39	39.0
10.	CROGHAN III, Daniel	CSU	FR	1	15	30	2.0	0	8	30.0

INTERCEPTIONS		Team	Cl	G	Int	Yds	TD
1.	HOUSTON, Johnnie	COAS	SR	3	2	18	0
2.	BACKUS, Quinn	COAS	JR	3	1	73	1
	HAGEN, Jacob	LIBE	JR	2	1	33	0
	JACKSON, Corbin	CSU	SO	1	1	31	0
	SAMPSON, Richie	COAS	SO	3	1	18	0
	SCEARCE, Alex	COAS	FR	2	1	8	0
	HARDY, Matt	CSU	SR	1	1	6	0
	WILLIAMS, Keon	GWU	SR	2	1	4	0
	JOHNSON, Adam	GWU	SO	2	1	0	0
	RICE, Denzel	COAS	JR	3	1	0	0

PASSING AVG/GAME		Team	Cl	G	Att	Cmp	Int	Pct.	Yds	TD	Avg/G
1.	McMATH, Heys	PC	FR	1	33	21	0	63.6	322	2	322.0
2.	WOODRUM, Josh	LIBE	SO	2	72	47	2	65.3	581	4	290.5
3.	CROGHAN III, Daniel	CSU	FR	1	27	18	0	66.7	245	2	245.0
4.	BEATTY, Lucas	GWU	JR	2	77	42	2	54.5	482	0	241.0
5.	AUGUSTINE, A.J.	VMI	SR	3	51	34	2	66.7	496	5	165.3

PASS EFFICIENCY		Team	Cl	G	Att	Cmp	Int	Pct.	Yds	TD	Eff.
1.	AUGUSTINE, A.J.	VMI	SR	3	51	34	2	66.7	496	5	172.9
2.	CROGHAN III, Daniel	CSU	FR	1	27	18	0	66.7	245	2	167.3
3.	McMATH, Heys	PC	FR	1	33	21	0	63.6	322	2	165.6
4.	WOODRUM, Josh	LIBE	SO	2	72	47	2	65.3	581	4	145.8
5.	BEATTY, Lucas	GWU	JR	2	77	42	2	54.5	482	0	101.9

TOTAL OFFENSE/GAME		Team	Cl	G	Rush	Pass	Plays	Total	Yds/G
1.	McMATH, Heys	PC	FR	1	25	322	38	347	347.0
2.	WOODRUM, Josh	LIBE	SO	2	15	581	82	596	298.0
3.	CROGHAN III, Daniel	CSU	FR	1	30	245	42	275	275.0
4.	BEATTY, Lucas	GWU	JR	2	-30	482	93	452	226.0
5.	AUGUSTINE, A.J.	VMI	SR	3	38	496	63	534	178.0
6.	TALIAFERRO, Lorenzo	COAS	SR	3	421	0	65	421	140.3
7.	RICE, Desmond	LIBE	JR	2	244	33	41	277	138.5
8.	ZIGLAR, Derrick	VMI	SO	3	327	0	54	327	109.0
9.	ROBERTS, Blake	PC	FR	1	77	0	17	77	77.0
10.	BLOUNT, Juanne	GWU	JR	2	126	0	37	126	63.0

PUNT RETURN AVG (1.2 pg)		Team	Cl	G	Ret	Yds	TD	Long	Avg
1.	FOGG, Kevin	LIBE	SR	2	3	28	0	16	9.3
2.	HUBBARD, J.J.	GWU	JR	2	3	3	0	5	1.0
3.	CURL, D.J.	CSU	FR	1	3	0	0	2	0.0

RECEPTIONS/GAME		Team	Cl	G	Rec	Yds	TD	Long	Avg/C	Rec/G
1.	PETERSON, Darrin	LIBE	SO	2	15	180	1	45	12.0	7.50
2.	ANTIGHA, Tobi	PC	JR	1	7	136	2	35	19.4	7.00
3.	HENDERSON, Gabe	LIBE	JR	2	12	198	1	29	16.5	6.00
4.	COOK, Kenny	GWU	JR	2	11	139	0	29	12.6	5.50
5.	HAZEL, Matt	COAS	SR	3	15	238	5	46	15.9	5.00
	JONES III, Larry	CSU	SO	1	5	103	1	48	20.6	5.00
	WILLIAMS, Arthur	PC	SR	1	5	52	0	15	10.4	5.00
8.	PATTERSON, Samuel	VMI	SO	3	14	330	4	42	23.6	4.67
9.	SWINTON, Deonte	GWU	JR	2	9	78	0	20	8.7	4.50
10.	BENNETT, DeMario	COAS	SR	3	12	149	0	31	12.4	4.00

KICK RETURN AVG (1.2 pg)		Team	Cl	G	Ret	Yds	TD	Long	Avg
1.	McKIE, Jeremiah	PC	JR	1	3	151	1	97	50.3
2.	BROWN, Devin	COAS	FR	3	5	160	1	95	32.0
3.	FORLINES, Dane	VMI	FR	3	19	336	0	33	17.7
4.	FOGG, Kevin	LIBE	SR	2	6	101	0	20	16.8
5.	HUBBARD, J.J.	GWU	JR	2	6	98	0	26	16.3

RECEIVE YDS/GAME		Team	Cl	G	Rec	Yds	TD	Long	Avg/C	Yds/G
1.	ANTIGHA, Tobi	PC	JR	1	7	136	2	35	19.4	136.0
2.	PATTERSON, Samuel	VMI	SO	3	14	330	4	42	23.6	110.0
3.	McKIE, Jeremiah	PC	JR	1	4	107	0	38	26.8	107.0
4.	JONES III, Larry	CSU	SO	1	5	103	1	48	20.6	103.0
5.	HENDERSON, Gabe	LIBE	JR	2	12	198	1	29	16.5	99.0
6.	PETERSON, Darrin	LIBE	SO	2	15	180	1	45	12.0	90.0
7.	HAZEL, Matt	COAS	SR	3	15	238	5	46	15.9	79.3
8.	COOK, Kenny	GWU	JR	2	11	139	0	29	12.6	69.5
9.	WILLIAMS, Arthur	PC	SR	1	5	52	0	15	10.4	52.0
10.	BENNETT, DeMario	COAS	SR	3	12	149	0	31	12.4	49.7

PUNTING (3.6 per game)		Team	Cl	G	Punts	Yds	Long	Avg
1.	BURNS, Truett	CSU	FR	1	4	156	48	39.0
2.	EBERHARDT, David	VMI	SR	3	13	490	53	37.7
3.	DAY, Jordan	GWU	SR	2	13	474	50	36.5
4.	BOWDEN, Grant	LIBE	SR	2	9	318	47	35.3

ALL PURPOSE PER GAME		Team	Cl	G	Rush	Rcv	PR	KR	Yds	Avg/G
1.	McKIE, Jeremiah	PC	JR	1	19	107	6	151	283	283.0
2.	ANTIGHA, Tobi	PC	JR	1	39	136	0	0	175	175.0
3.	TALIAFERRO, Lorenzo	COAS	SR	3	421	67	0	0	488	162.7
4.	ZIGLAR, Derrick	VMI	SO	3	327	136	0	0	463	154.3
5.	RICE, Desmond	LIBE	JR	2	244	37	0	0	281	140.5
6.	FORLINES, Dane	VMI	FR	3	1	21	11	336	369	123.0
7.	PATTERSON, Samuel	VMI	SO	3	0	330	0	0	330	110.0
8.	JONES III, Larry	CSU	SO	1	0	103	0	0	103	103.0
9.	HENDERSON, Gabe	LIBE	JR	2	0	198	0	0	198	99.0
10.	PETERSON, Darrin	LIBE	SO	2	9	180	0	0	189	94.5

SCORING/GAME		Team	Cl	G	TD	XPT	FG	2XP	Pts	Pts/G
1.	ANTIGHA, Tobi	PC	JR	1	3	0	0	0	18	18.0
2.	TALIAFERRO, Lorenzo	COAS	SR	3	8	0	0	0	48	16.0
3.	HAZEL, Matt	COAS	SR	3	5	0	0	2	32	10.7
4.	RICE, Desmond	LIBE	JR	2	3	0	0	0	18	9.0
5.	CATRON, Alex	COAS	JR	3	0	17	3	0	26	8.7
6.	PATTERSON, Samuel	VMI	SO	3	4	0	0	0	24	8.0
	LUNSFORD, John	LIBE	SO	2	0	10	2	0	16	8.0
8.	DOAR, Stephen	PC	SO	1	0	7	0	0	7	7.0
9.	CHRISTOPHER, Dillon	VMI	FR	3	0	10	3	0	19	6.3
10.	ZIGLAR, Derrick	VMI	SO	3	3	0	0	0	18	6.0

SCORING (PTS) PER GAME		Team	Cl	G	TD	Rush	Pass	Ret	PAT	Pts	Pts/G
1.	ANTIGHA, Tobi	PC	JR	1	3	1	2	0	0	18	18.0
2.	TALIAFERRO, Lorenzo	COAS	SR	3	8	0	0	0	0	48	16.0
3.	HAZEL, Matt	COAS	SR	3	5	0	5	0	1	32	10.7
4.	RICE, Desmond	LIBE	JR	2	3	3	0	0	0	18	9.0
5.	PATTERSON, Samuel	VMI	SO	3	4	0	4	0	0	24	8.0
6.	JONES III, Larry	CSU	SO	1	1	0	1	0	0	6	6.0
	ROUSE, Demarcus	PC	JR	1	1	0	0	0	0	6	6.0
	APON, Brandon	LIBE	SR	2	2	0	2	0	0	12	6.0
	REYES, Christian	CSU	JR	1	1	1	0	0	0	6	6.0
	GLEARS, Kevin	CSU	JR	1	1	0	1	0	0	6	6.0

FIELD GOALS/GAME		Team	Cl	G	FG	FGA	Pct.	FG/G
1.	DEBOY, Mark	CSU	SO	1	2	3	66.7	2.00
2.	CATRON, Alex	COAS	JR	3	3	3	100.0	1.00
	CHRISTOPHER, Dillon	VMI	FR	3	3	4	75.0	1.00
	LUNSFORD, John	LIBE	SO	2	2	4	50.0	1.00

2013 Big South Conference Football Individual Statistics (BIG SOUTH GAMES ONLY)

SCORING (KICK)	Team	Cl	G	PATs	FGs	Pts	Pts/G
1. CATRON, Alex.....	COAS	JR	3	17-18	3-3	26	8.7
2. LUNSFORD, John.....	LIBE	SO	2	10-10	2-4	16	8.0
3. DOAR, Stephen.....	PC	SO	1	7-7	0-1	7	7.0
4. CHRISTOPHER, Dillon..	VMI	FR	3	10-10	3-4	19	6.3
5. DEBOY, Mark.....	CSU	SO	1	0-0	2-3	6	6.0

FIELD GOAL PCT	Team	Cl	G	FG	FGA	Long	Pct.
1. CATRON, Alex.....	COAS	JR	3	3	3	48	100.0
2. CHRISTOPHER, Dillon..	VMI	FR	3	3	4	45	75.0
3. DEBOY, Mark.....	CSU	SO	1	2	3	22	66.7
4. LUNSFORD, John.....	LIBE	SO	2	2	4	52	50.0
5. DOAR, Stephen.....	PC	SO	1	0	1	0	0.0

PAT KICKING PCT	Team	Cl	G	Made	Att	Pct.
1. CHRISTOPHER, Dillon..	VMI	FR	3	10	10	100.0
LUNSFORD, John.....	LIBE	SO	2	10	10	100.0
DOAR, Stephen.....	PC	SO	1	7	7	100.0
4. CATRON, Alex.....	COAS	JR	3	17	18	94.4
5. HIGGINS, T. J.....	CSU	JR	1	1	2	50.0

TACKLES PER GAME (All positions)	Player	Team	Cl	G	Pos	Solo	Ast	Total	Avg/G	Sack
1.	BACKUS, Quinn.....	COAS	JR	3	LB	18	15	33	11.0	0.0
2.	SIGMON, Nick.....	LIBE	JR	2	LB	8	12	20	10.0	0.0
	FREEMAN, Demaris....	CSU	JR	1	DB	6	4	10	10.0	0.0
4.	BRYANT, Calvin.....	CSU	SR	1	LB	2	6	8	8.0	0.0
5.	BURCH, Tanner.....	GWU	JR	2	LB	8	7	15	7.5	0.0
	FOGG, Kevin.....	LIBE	SR	2	DB	13	2	15	7.5	0.0
7.	STAIB, Logan.....	VMI	JR	3	LB	11	10	21	7.0	0.0
	DIAL, Aaron.....	LIBE	SR	2	DB	7	7	14	7.0	0.0
9.	SAMPSON, Richie.....	COAS	SO	3	DB	16	4	20	6.7	0.0
10.	SCOTT, Kenny.....	LIBE	JR	2	DB	5	8	13	6.5	0.0
11.	REBER, Weston.....	VMI	SR	3	LB	10	8	18	6.0	0.0
	RICE, Denzel.....	COAS	JR	3	DB	17	1	18	6.0	0.0
	TUCKER, Martrice....	CSU	SO	1	DB	2	4	6	6.0	0.0
14.	JONES, Damian.....	VMI	FR	3	DB	15	2	17	5.7	0.0
15.	HAGEN, Jacob.....	LIBE	JR	2	DB	6	5	11	5.5	0.0
	TAYLOR, Bradley.....	GWU	JR	2	LB	3	8	11	5.5	0.0
17.	JAMES, Alex.....	VMI	SO	3	DB	10	6	16	5.3	0.0
	WYMAN, William.....	VMI	SR	3	LB	9	7	16	5.3	1.0
	McCLURE, Mike.....	COAS	SR	3	LB	10	6	16	5.3	1.0
20.	GARVIN, Ty.....	VMI	JR	3	LB	5	10	15	5.0	0.0
	BRITT, Ed.....	PC	SO	1	CB	5	0	5	5.0	0.0
	BYERS, Shonquille....	PC	SO	1	CB	5	0	5	5.0	0.0
	DICKEY, DaRon.....	PC	SO	1	DB	4	1	5	5.0	0.0
	JACKSON, Malcolm....	CSU	SO	1	DB	1	4	5	5.0	1.0
25.	SCOTT, Wesley.....	LIBE	FR	2	DB	6	3	9	4.5	0.0
	RIDDICK, Shaquille..	GWU	JR	2	DE	3	6	9	4.5	1.5
	WHITE, Drew.....	GWU	SR	2	DB	7	2	9	4.5	0.0
	MAU, O.J.....	GWU	SO	2	NG	3	6	9	4.5	0.5
	JOHNSON, Lonnie....	GWU	SR	2	DB	5	4	9	4.5	0.5
	AIKENS, Walt.....	LIBE	SR	2	DB	5	4	9	4.5	0.0
31.	ASHTON, Darnell....	VMI	FR	3	LB	6	7	13	4.3	0.0
	KEYS, Alex.....	VMI	FR	3	DB	7	6	13	4.3	0.0
	WILLIAMS, Pernell...	COAS	JR	3	DB	7	6	13	4.3	0.0
34.	HARPER, Chris.....	VMI	SR	3	LB	7	5	12	4.0	2.0
	HOLLENHORST, Calvin.	COAS	SO	3	DE	5	7	12	4.0	0.0
	FRUEHAN, James.....	VMI	JR	3	DB	7	5	12	4.0	0.0
	FEWELL, Jibrille....	LIBE	SR	2	DL	5	3	8	4.0	1.0
	SWAYZE, Brandon....	GWU	SO	2	DB	4	4	8	4.0	0.0
	PEMASA, Preston....	GWU	SR	2	DE	3	5	8	4.0	0.5
	BUIE III, Donald....	GWU	JR	2	DB	5	3	8	4.0	0.0
	ONYECHI, Toby.....	LIBE	SR	2	DL	5	3	8	4.0	2.5
	ROSS, Joaquin.....	PC	FR	1	DL	2	2	4	4.0	0.0
43.	HAWTHORNE, LaDarius.	COAS	SR	3	DB	5	6	11	3.7	0.0
	SMITH, Justin.....	VMI	SR	3	DL	4	7	11	3.7	0.0
45.	WILLIAMS, Keon.....	GWU	SR	2	CB	5	2	7	3.5	0.0
	UZOWIHE, Chima.....	LIBE	SO	2	DL	3	4	7	3.5	0.5
47.	NELSON, Joe.....	VMI	FR	3	DL	2	8	10	3.3	0.0
	BALDWIN, Samson....	COAS	FR	3	DB	10	0	10	3.3	0.0
	FURLow, Caleb.....	VMI	JR	3	DB	5	5	10	3.3	0.0
	WHITESIDE, Dominique	COAS	SR	3	DE	5	5	10	3.3	1.0

SACKS	Team	Cl	G	Pos	Solo	Ast	Yds	Total	Avg/G	
1.	HOLDER, Roderick....	COAS	SO	3	DE	3	0	24	3.0	1.00
2.	ONYECHI, Toby.....	LIBE	SR	2	DL	2	1	11	2.5	1.25
3.	CROWDER, Marcus.....	COAS	SO	3	DT	2	0	12	2.0	0.67
	HARPER, Chris.....	VMI	SR	3	LB	2	0	10	2.0	0.67
5.	RIDDICK, Shaquille..	GWU	JR	2	DE	1	1	14	1.5	0.75
6.	MILLER, Keyadd.....	PC	SR	1	DE	1	0	13	1.0	1.00
	BROWN, Aaron.....	CSU	SO	1	LB	1	0	12	1.0	1.00
8.	FREEMAN, Cory.....	LIBE	SR	2	DL	1	0	11	1.0	0.50
9.	JACKSON, Malcolm....	CSU	SO	1	DB	1	0	10	1.0	1.00
10.	WHITESIDE, Dominique	COAS	SR	3	DE	1	0	9	1.0	0.33

TACKLES FOR LOSS	Team	Cl	G	Pos	Solo	Ast	Yds	Total	Avg/G	
1.	BACKUS, Quinn.....	COAS	JR	3	LB	4	1	9	4.5	1.50
2.	SIGMON, Nick.....	LIBE	JR	2	LB	3	2	12	4.0	2.00
3.	HOLDER, Roderick....	COAS	SO	3	DE	3	0	24	3.0	1.00
4.	ONYECHI, Toby.....	LIBE	SR	2	DL	2	1	11	2.5	1.25
5.	AKOH, Ugonna.....	PC	FR	1	LB	2	0	7	2.0	2.00
6.	CROWDER, Marcus.....	COAS	SO	3	DT	2	0	12	2.0	0.67
	HARPER, Chris.....	VMI	SR	3	LB	2	0	10	2.0	0.67
8.	FEWELL, Jibrille....	LIBE	SR	2	DL	2	0	9	2.0	1.00
	RIDDICK, Shaquille..	GWU	JR	2	DE	1	2	15	2.0	1.00
10.	EDWARDS, Moon.....	COAS	JR	3	DE	1	1	4	1.5	0.50

FUMBLES FORCED	Team	Cl	G	Num	Avg/G
1.	ANTOLIK, Justin....	PC	SO	1	1.00
	BYERS, Shonquille....	PC	SO	1	1.00
	POLK, Joshua.....	PC	JR	1	1.00
	FREEMAN, Demaris....	CSU	JR	1	1.00
5.	SHELLS, Dante.....	LIBE	SO	2	1.00
	FEWELL, Jibrille....	LIBE	SR	2	1.00
7.	MAYS, Connor.....	VMI	JR	3	0.33

FUMBLES RCVD	Team	Cl	G	Num	Avg/G
1.	DICKEY, DaRon.....	PC	SO	1	1.00
	BRITT, Ed.....	PC	SO	1	1.00
3.	SCOTT, Kenny.....	LIBE	JR	2	0.50
4.	HAWTHORNE, LaDarius.	COAS	SR	3	0.33

PASSES DEFENDED	Team	Cl	G	Brup	Int	Total	Avg/G	
1.	HAGEN, Jacob.....	LIBE	JR	2	3	1	4	2.00
	HARDY, Matt.....	CSU	SR	1	1	1	2	2.00
	WILLIAMS, Keon.....	GWU	SR	2	3	1	4	2.00
4.	FOGG, Kevin.....	LIBE	SR	2	3	0	3	1.50
5.	ANDERSON, Mitchell..	PC	SO	1	1	0	1	1.00
	SHEPHERD, Bryan....	PC	SR	1	1	0	1	1.00
	BRITT, Ed.....	PC	SO	1	1	0	1	1.00
	WILLIAMS, Breyon....	PC	SO	1	1	0	1	1.00
	BACKUS, Quinn.....	COAS	JR	3	2	1	3	1.00
	PEMASA, Preston....	GWU	SR	2	2	0	2	1.00

2013 Big South Conference Football Team Statistics (BIG SOUTH GAMES ONLY)

SCORING OFFENSE	G	TD	XP	2XP	DXP	FG	Saf	Pts	Avg
1. Coastal Carolina....	3	22	18	2	0	3	0	163	54.3
2. Presbyterian College	1	7	7	0	0	0	0	49	49.0
3. Liberty.....	2	10	10	0	0	2	0	76	38.0
4. VMI.....	3	10	10	0	0	3	0	79	26.3
5. Charleston Southern.	1	3	1	0	0	2	0	25	25.0
6. Gardner-Webb.....	2	1	1	0	0	0	0	7	3.5

RUSHING OFFENSE	G	Att	Yds	Avg	TD	Yds/G
1. Coastal Carolina....	3	116	756	6.5	12	252.0
2. Presbyterian College	1	41	213	5.2	4	213.0
3. Charleston Southern.	1	47	211	4.5	1	211.0
4. Liberty.....	2	72	344	4.8	5	172.0
5. VMI.....	3	84	332	4.0	3	110.7
6. Gardner-Webb.....	2	70	128	1.8	1	64.0

SCORING DEFENSE	G	TD	XP	2XP	DXP	FG	Saf	Pts	Avg
1. Charleston Southern.	1	2	2	0	0	1	0	17	17.0
2. Liberty.....	2	7	5	1	0	2	0	55	27.5
3. Coastal Carolina....	3	11	11	0	0	3	0	86	28.7
4. Gardner-Webb.....	2	9	9	0	0	1	0	66	33.0
5. Presbyterian College	1	5	5	0	0	0	0	35	35.0
6. VMI.....	3	19	15	1	0	3	0	140	46.7

RUSHING DEFENSE	G	Rushes	Yards	Avg.	TD	Yds/G
1. Charleston Southern.	1	18	44	2.4	0	44.0
2. Liberty.....	2	67	265	4.0	4	132.5
3. Presbyterian College	1	29	140	4.8	2	140.0
4. Coastal Carolina....	3	116	479	4.1	6	159.7
5. Gardner-Webb.....	2	71	333	4.7	5	166.5
6. VMI.....	3	129	723	5.6	9	241.0

PASS OFFENSE	G	Att	Cmp	Int	Pct.	Yds	Avg	TD	Yds/G
1. Presbyterian College	1	33	21	0	63.6	322	9.8	2	322.0
2. VMI.....	3	106	62	4	58.5	924	8.7	7	308.0
3. Liberty.....	2	73	48	2	65.8	614	8.4	5	307.0
4. Charleston Southern.	1	29	18	0	62.1	245	8.4	2	245.0
5. Gardner-Webb.....	2	79	42	3	53.2	482	6.1	0	241.0
6. Coastal Carolina....	3	82	53	2	64.6	679	8.3	8	226.3

TOTAL OFFENSE	G	Rush	Pass	Plays	Yards	Avg/P	TD	Yds/G
1. Presbyterian College	1	213	322	74	535	7.2	6	535.0
2. Liberty.....	2	344	614	145	958	6.6	10	479.0
3. Coastal Carolina....	3	756	679	198	1435	7.2	20	478.3
4. Charleston Southern.	1	211	245	76	456	6.0	3	456.0
5. VMI.....	3	332	924	190	1256	6.6	10	418.7
6. Gardner-Webb.....	2	128	482	149	610	4.1	1	305.0

PASS DEFENSE	G	Att	Cmp	Int	Pct.	Yds	Avg	TD	Yds/G
1. Gardner-Webb.....	2	53	31	2	58.5	389	7.3	3	194.5
2. VMI.....	3	83	55	0	66.3	770	9.3	8	256.7
3. Liberty.....	2	78	46	1	59.0	519	6.7	3	259.5
4. Charleston Southern.	1	38	21	2	55.3	263	6.9	2	263.0
5. Coastal Carolina....	3	115	71	6	61.7	925	8.0	5	308.3
6. Presbyterian College	1	35	20	0	57.1	400	11.4	3	400.0

TOTAL DEFENSE	G	Rush	Pass	Plys	Yards	Avg	TD	Yds/G
1. Charleston Southern.	1	44	263	56	307	5.5	2	307.0
2. Gardner-Webb.....	2	333	389	124	722	5.8	8	361.0
3. Liberty.....	2	265	519	145	784	5.4	7	392.0
4. Coastal Carolina....	3	479	925	231	1404	6.1	11	468.0
5. VMI.....	3	723	770	212	1493	7.0	17	497.7
6. Presbyterian College	1	140	400	64	540	8.4	5	540.0

KICKOFF RETURNS	G	Ret	Yds	TD	Avg
1. Presbyterian College	1	3	151	1	50.3
2. Coastal Carolina....	3	9	238	1	26.4
3. VMI.....	3	21	364	0	17.3
4. Gardner-Webb.....	2	7	113	0	16.1
5. Liberty.....	2	9	143	0	15.9
6. Charleston Southern.	1	1	13	0	13.0

PUNT RETURN AVG	G	Ret	Yds	TD	Avg
1. VMI.....	3	2	28	0	14.0
2. Liberty.....	2	3	28	0	9.3
3. Coastal Carolina....	3	4	25	0	6.2
4. Presbyterian College	1	1	6	0	6.0
5. Gardner-Webb.....	2	3	3	0	1.0
6. Charleston Southern.	1	3	0	0	0.0

PUNTING	G	No.	Yards	Avg/P	PR	Avg	TB	Net/P
1. Presbyterian College	1	3	113	37.7	0	0.0	0	37.7
2. Coastal Carolina....	3	8	315	39.4	25	3.1	0	36.2
3. Liberty.....	2	9	318	35.3	5	0.6	0	34.8
4. Charleston Southern.	1	4	156	39.0	17	4.2	0	34.8
5. VMI.....	3	13	490	37.7	30	2.3	1	33.8
6. Gardner-Webb.....	2	14	500	35.7	13	0.9	1	33.4

PASS EFFICIENCY	G	Att	Cmp	Pct	Int	Yds	TD	Effic
1. Presbyterian College	1	33	21	63.6	0	322	2	165.6
2. Coastal Carolina....	3	82	53	64.6	2	679	8	161.5
3. Charleston Southern.	1	29	18	62.1	0	245	2	155.8
4. Liberty.....	2	73	48	65.8	2	614	5	153.5
5. VMI.....	3	106	62	58.5	4	924	7	146.0
6. Gardner-Webb.....	2	79	42	53.2	3	482	0	96.8

TURNOVER MARGIN	--Gained-- ---Lost---								
	G	Fum	Int	Tot	Fum	Int	Tot	Mar	Per/G
1. Charleston Southern.	1	0	2	2	0	0	0	+2	2.00
Presbyterian College	1	2	0	2	0	0	0	+2	2.00
3. Coastal Carolina....	3	1	6	7	0	2	2	+5	1.67
4. Liberty.....	2	1	1	2	0	2	2	+0	0.00
5. Gardner-Webb.....	2	0	2	2	2	3	5	-3	-1.50
6. VMI.....	3	0	0	0	2	4	6	-6	-2.00

PASS DEF EFFICIENCY	G	Att	Cmp	Int	Pct.	Yds	TD	Effic
1. Charleston Southern.	1	38	21	2	55.3	263	2	120.2
2. Liberty.....	2	78	46	1	59.0	519	3	125.0
3. Gardner-Webb.....	2	53	31	2	58.5	389	3	131.3
4. Coastal Carolina....	3	115	71	6	61.7	925	5	133.2
5. VMI.....	3	83	55	0	66.3	770	8	176.0
6. Presbyterian College	1	35	20	0	57.1	400	3	181.4

FIRST DOWNS	G	Rush	Pass	Pen	Total
1. Coastal Carolina....	3	34	36	3	73
2. VMI.....	3	23	37	5	65
3. Liberty.....	2	15	31	0	46
4. Gardner-Webb.....	2	12	21	1	34
5. Presbyterian College	1	10	13	2	25
6. Charleston Southern.	1	11	12	0	23

3RD-DN CONVERSIONS	G	Conv	Att	Pct
1. Presbyterian College	1	9	16	56.2
2. Liberty.....	2	16	29	55.2
3. Coastal Carolina....	3	17	33	51.5
4. Charleston Southern.	1	7	18	38.9
5. VMI.....	3	13	35	37.1
6. Gardner-Webb.....	2	10	36	27.8

OPPONENT 1ST DOWNS	G	Rush	Pass	Pen	Total
1. Charleston Southern.	1	4	13	2	19
2. Presbyterian College	1	9	12	2	23
3. Gardner-Webb.....	2	16	19	0	35
4. Liberty.....	2	14	29	0	43
5. VMI.....	3	34	34	5	73
Coastal Carolina....	3	28	43	2	73

OPP 3RD-DN CONVERT	G	Conv	Att	Pct
1. Charleston Southern.	1	3	11	27.3
2. Liberty.....	2	10	30	33.3
3. Gardner-Webb.....	2	11	25	44.0
4. Presbyterian College	1	5	11	45.5
5. Coastal Carolina....	3	21	46	45.7
6. VMI.....	3	22	44	50.0

2013 Big South Conference Football Team Statistics (BIG SOUTH GAMES ONLY)

SACKS BY	G	Sacks	Yards
1. Coastal Carolina....	3	8	55
2. Liberty.....	2	7	36
3. Presbyterian College	1	4	37
4. VMI.....	3	3	3
Gardner-Webb.....	2	3	23
Charleston Southern.	1	3	28

PENALTIES	G	No	Yds	Avg/G
1. Liberty.....	2	8	59	29.5
2. Gardner-Webb.....	2	7	64	32.0
3. Coastal Carolina....	3	15	130	43.3
4. VMI.....	3	17	141	47.0
5. Presbyterian College	1	8	76	76.0
6. Charleston Southern.	1	11	80	80.0

OPPONENT PENALTIES	G	No	Yds	Avg/G
1. VMI.....	3	26	231	77.0
2. Presbyterian College	1	6	58	58.0
3. Coastal Carolina....	3	19	162	54.0
4. Gardner-Webb.....	2	8	49	24.5
5. Liberty.....	2	5	40	20.0
6. Charleston Southern.	1	2	10	10.0

4TH-DN CONVERSIONS	G	Conv	Att	Pct
1. Charleston Southern.	1	3	3	100.0
2. Coastal Carolina....	3	3	4	75.0
3. Presbyterian College	1	2	3	66.7
4. Gardner-Webb.....	2	2	7	28.6
5. VMI.....	3	1	5	20.0
6. Liberty.....	2	0	0	0.0

OPP 4TH-DN CONVERT	G	Conv	Att	Pct
1. Presbyterian College	1	0	1	0.0
Gardner-Webb.....	2	0	0	0.0
3. Charleston Southern.	1	1	3	33.3
4. Coastal Carolina....	3	2	5	40.0
5. Liberty.....	2	3	6	50.0
6. VMI.....	3	5	7	71.4

RED ZONE OFFENSE	G	RedZone	Percent	TDs	R/P	FG-AT	Fumb/Int/Downs/Other
1. Charleston Southern.	1	3-3	100.0	1	1/0	2-2	0/ 0/ 0/ 0
2. Coastal Carolina....	3	17-18	94.4	16	10/6	1-1	0/ 0/ 1/ 0
3. VMI.....	3	9-10	90.0	7	3/4	2-2	0/ 0/ 1/ 0
4. Liberty.....	2	8-9	88.9	7	4/3	1-2	0/ 0/ 0/ 0
5. Presbyterian College	1	5-7	71.4	5	3/2	0-1	0/ 0/ 1/ 0
6. Gardner-Webb.....	2	1-6	16.7	1	1/0	0-1	1/ 1/ 2/ 0

RED ZONE DEFENSE	G	RedZone	Percent	TDs	R/P	FG-AT	Fumb/Int/Downs/Other
1. Charleston Southern.	1	1-2	50.0	1	0/1	0-0	0/ 0/ 1/ 0
2. Coastal Carolina....	3	11-15	73.3	8	5/3	3-5	0/ 1/ 1/ 0
3. Liberty.....	2	7-9	77.8	6	4/2	1-1	1/ 0/ 1/ 0
4. VMI.....	3	13-16	81.2	11	6/5	2-3	0/ 0/ 2/ 0
5. Presbyterian College	1	4-4	100.0	4	2/2	0-0	0/ 0/ 0/ 0
Gardner-Webb.....	2	7-7	100.0	7	5/2	0-0	0/ 0/ 0/ 0

SACKS AGAINST	G	Sacks	Yards
1. Presbyterian College	1	1	1
Charleston Southern.	1	1	-7
3. Liberty.....	2	2	12
4. Coastal Carolina....	3	4	28
5. VMI.....	3	9	89
6. Gardner-Webb.....	2	11	59

FIELD GOALS	G	Made	Att	Pct
1. Coastal Carolina....	3	3	3	1.000
2. VMI.....	3	3	4	.750
3. Charleston Southern.	1	2	3	.667
4. Liberty.....	2	2	4	.500
5. Gardner-Webb.....	2	0	1	.000
Presbyterian College	1	0	1	.000

PAT KICKING	G	Made	Att	Pct
1. Liberty.....	2	10	10	1.000
VMI.....	3	10	10	1.000
Presbyterian College	1	7	7	1.000
Gardner-Webb.....	2	1	1	1.000
5. Coastal Carolina....	3	18	19	.947
6. Charleston Southern.	1	1	2	.500

TIME OF POSSESSION	G	Total Time	Avg/G
1. Charleston Southern.	1	36:38	36:38
2. Liberty.....	2	68:27	34:13
3. Presbyterian College	1	33:02	33:02
4. Gardner-Webb.....	2	64:04	32:02
5. VMI.....	3	83:41	27:53
6. Coastal Carolina....	3	74:08	24:42

KICKOFF COVERAGE	G	No.	Yards	Avg	Retn	TB	NetAvg
1. Liberty.....	2	13	807	62.1	26	10	44.7
2. Coastal Carolina....	3	26	1518	58.4	382	1	42.9
3. Charleston Southern.	1	6	329	54.8	71	1	39.7
4. Presbyterian College	1	8	445	55.6	147	0	37.2
5. Gardner-Webb.....	2	3	163	54.3	52	0	37.0
6. VMI.....	3	14	794	56.7	344	3	27.9