



Baseball Report

Wednesday, May 29, 2013

PUBLIC RELATIONS

Mark Simpson, Assistant Commissioner
marks@bigsouth.org
Nic Bowman, Assistant Director
nicb@bigsouth.org
Briana Mayes, Public Relations Assistant
brianam@bigsouth.org
Phone: (704) 341-7990
Fax: (704) 341-7991

NCAA REGIONALS

BIGSOUTHSPORTS.COM

CONTACT: NIC BOWMAN

2013 BIG SOUTH BASEBALL STANDINGS

Big South					Overall								
<u>NORTH DIVISION</u>	<u>W</u>	<u>L</u>	<u>T</u>	<u>PCT</u>	<u>W</u>	<u>L</u>	<u>T</u>	<u>PCT</u>	<u>Home</u>	<u>Road</u>	<u>Neu</u>	<u>L10</u>	<u>Streak</u>
*x-#25 Campbell	19	5	0	.792	49	10	0	.831	31-5-0	14-4-0	4-1-0	9-1-0	L1
*-Radford	14	10	0	.583	30	26	0	.536	12-12-0	18-10-0	0-4-0	4-6-0	L2
*-High Point	15	9	0	.625	29	29	0	.500	14-12-0	14-14-0	1-3-0	5-5-0	L2
*z-Liberty	13	11	0	.542	34	27	0	.557	25-9-0	9-18-0	0-0-0	7-3-0	W5
*-Longwood	12	12	0	.500	26	28	0	.481	13-14-0	11-12-0	2-2-0	5-5-0	L1
VMI	6	18	0	.250	20	35	0	.364	13-16-0	7-19-0	0-0-0	1-9-0	L4
Big South					Overall								
<u>SOUTH DIVISION</u>	<u>W</u>	<u>L</u>	<u>T</u>	<u>PCT</u>	<u>W</u>	<u>L</u>	<u>T</u>	<u>PCT</u>	<u>Home</u>	<u>Road</u>	<u>Neu</u>	<u>L10</u>	<u>Streak</u>
*y-#30 Coastal Carolina	18	6	0	.750	37	21	0	.638	21-11-0	13-10-0	3-0-0	7-3-0	L2
*-Gardner-Webb	12	11	0	.522	29	27	1	.518	20-10-1	7-14-0	2-3-0	5-5-0	L2
*-Charleston Southern	11	13	0	.458	22	34	0	.393	17-12-0	5-20-0	0-2-0	3-7-0	L4
Presbyterian College	10	14	0	.417	24	32	0	.429	8-11-0	13-20-0	3-1-0	1-9-0	L4
Winthrop	8	15	0	.348	21	33	0	.389	12-19-0	9-13-0	0-1-0	6-4-0	W1
UNC Asheville	4	18	0	.182	16	35	0	.314	10-14-0	4-19-0	2-2-0	3-7-0	L1

* - Qualified for Big South Championship
x - North Division Champion
y - South Division Champion
z - Big South Champion

BIG SOUTH ANNUAL AWARDS

First-Team All-Conference

OF: Rob Dickinson, VMI
OF: Bobby Ison, Charleston Southern
OF: Ben McQuown, Campbell
1B: Spencer Angelis, High Point
2B: Michael Felton, Campbell
3B: Elijah Trail, Campbell (tie)
3B: Alex Owens, Longwood (tie)
SS: Jeff Kemp, Radford
C: Trey Wimmer, Liberty
DH: Zack Hagaman, Charleston Southern
SP: Ryan Mattes, Campbell
SP: Ben Smith, Coastal Carolina
SP: Matt Fraudin, Gardner-Webb
RP: Ryan Thompson, Campbell

Second Team All-Conference

OF: Jacob May, Coastal Carolina
OF: Ryan Retz, High Point
OF: Clayton Brown, Campbell
1B: Brad Zebedis, Presbyterian College
2B: Bryan Aanderud, Liberty
3B: Chad Smith, Winthrop
SS: Brent Graham, Campbell
C: Will Remillard, Coastal Carolina (tie)
C: Matt Winn, VMI (tie)
DH: David Olson, Campbell
SP: Jacob Newberry, High Point
SP: Heath Bowers, Campbell
SP: Tory Schroff, Charleston Southern
RP: Ryan Connolly, Coastal Carolina

All-Academic Team

David Olson, Campbell
Alex Tomasovich, Charleston Southern
Justin Creel, Coastal Carolina
Andrew Barnett, Gardner-Webb
Will Resnik, High Point
Trey Lambert, Liberty
Brandon Vick, Longwood
Brad Zebedis, Presbyterian College
Tyler Costello, Radford
Dillon Tabar, UNC Asheville
Drew Bryan, VMI
Max Vogel, Winthrop

Player of the Year

Rob Dickinson, OF, VMI

Pitcher of the Year

Ryan Thompson, RP, Campbell

Freshman of the Year

Seth Lamando, RHP, Coastal Carolina

Co-Scholar-Athletes of the Year

Justin Creel, Coastal Carolina
Brad Zebedis, Presbyterian College

Coach of the Year

Greg Goff, Campbell

NCAA BASEBALL CHAMPIONSHIP

2013 BIG SOUTH BASEBALL CHAMPIONSHIP

Friday, May 31

Coastal Carolina vs. Oklahoma (Va. Tech Regional) 1:00pm
Liberty vs. Clemson (South Carolina Regional) 1:00pm

Saturday, June 1

Coastal Carolina vs. TBA 1:00pm/5:30pm
Liberty vs. TBA 2:00pm/8:00pm

Sunday, June 6 (Regional Championship)

Va. Tech Regional 5:30pm (if necessary - 7:00pm)
South Carolina Regional 7:00pm (if necessary - 9:00pm)

Tuesday, May 21

Game 1: #2 Coastal Carolina 6, #7 Longwood 1
Game 2: #6 Gardner-Webb 8, #3 High Point 2
Game 3: #1 Campbell 4, #8 Charleston Southern 0
Game 4: #4 Radford 6, #5 Liberty 3

Wednesday, May 22

Game 5: #7 Longwood 11, #3 High Point 3
Game 6: #5 Liberty 2, #8 Charleston Southern 1
Game 7: #2 Coastal Carolina 3, #6 Gardner-Webb 2
Game 8: #1 Campbell 4, #4 Radford 3

Thursday, May 23

Game 9: #7 Longwood 6, #6 Gardner-Webb 5
Game 10: #5 Liberty 3, #4 Radford 2

Friday, May 24

Game 11: #1 Campbell 8, #7 Longwood 6
Game 12: #5 Liberty 9, #2 Coastal Carolina 8
Game 13: #5 Liberty 8, #2 Coastal Carolina 0

Saturday, May 25 - Championship Game

#5 Liberty 2, #1 Campbell 1

 Campbell Charleston Southern Coastal Carolina Gardner-Webb High Point Liberty	 00800295 00211970 00211960 00211940 00211950 00211890	 Big South Conference 00210230	 Longwood Presbyterian Radford UNC Asheville VMI Winthrop	 00228160 00219540 00211900 00211910 00211880 00211920
--	--	-----------------------------------	---	--

Call Choice Hotel's Sports Desk
and give your school's code to
receive a 15% discount!
1-877-240-AWAY (2929)



2013 CHOICE HOTELS PLAYERS OF THE WEEK

WEEK	CHOICE HOTELS PLAYER OF THE WEEK
Feb. 18	CF Ryan Cordell, Jr., Liberty .462 average, 6 H, 5 RBI, 2 D, 3 T, .769 SLG%
Feb. 25	C Trey Wimmer, Sr., Liberty .667 average, 6 H, 6 RBI, 3 D, 2 T, 1.444 SLG%
March 4	CF JJ Nazzaro, Jr., Gardner-Webb .556 average, 10 H, 3 RBI, 1 HR ... A trio of 3 three games
March 11	CF Jacob May, Jr., Coastal Carolina .533 average, 9 H, 4 RBI, 2 D, 1 HR
March 18	SS Jeff Kemp, Sr, Radford .643 average, 9 H, 7 RBI, 4 D, 1 T, 1 HR
March 25	OF Rob Dickinson, Sr., VMI .500 average, 10 H, 8 RBI, 3 D, 2 HR, 1 T, 3 SB
April 1	DH Jack Hagaman, Jr., Charleston Southern .471 average, 8 H, 9 RBI, 3 D, 3 HR, 1.176 SLG%
April 8	C Ian Graham, Sr., UNC Asheville .524 average, 11 H, 9 RBI, 2 D, 2 HR
April 15	SS Willie Medina, Sr., High Point .458 avg., 11 H, 7 RBI, 2 D, 1 T
April 22	CF Bobby Ison, So., Charleston Southern .526 avg., 10 H, 3 RBI, 3 D, 1 T, 2 SB
April 29	1B Alex Close, So., Liberty .435 avg., 10 H, 14 RBI, 2 D, 2 HR
May 6	CF Jacob May, Jr., Coastal Carolina .455 avg., 5 H, 3 RBI, 1 D, 1 HR
May 13	CF Bobby Ison, So., Charleston Southern .455 avg., 10 H, 3 RBI, 2 D, 1 T
May 20	1B/OF Ryan Retz, Sr., High Point .500 avg., 8 H, 5 RBI, 2 D, 1 HR

2013 THE CRONS BRAND PITCHERS OF THE WEEK

WEEK	THE CRONS BRAND PITCHER OF THE WEEK
Feb. 18	RHP Ryan Mattes, Sr., Campbell 2.25 ERA, 2 R, 2 ER, 6 SO
Feb. 25	LHP Tyler Herb, Sr., Coastal Carolina 0.00 ERA, 5 SO
March 4	RHP Bud Jeter, Jr., Presbyterian College 1.00. 13 K, 1 R
March 11	LHP Ben Smith, Jr., Coastal Carolin 0.00 ERA, 9 K, 4 H
March 18	LHP Erik Heiligenstadt, R-So., Gardner-Webb 0.00, 9 IP, 4 K
March 25	RHP Ryan Connolly, Sr., Coastal Carolina 3 saves in 3 appearances ... 5K in 3 IP ... Set Big South career appearances record ... 0.00 ERA
April 1	RHP T.J. Lighton, R-Fr., VMI 3 K in complete game shutout of Virginia Tech ... 0.00 ERA
April 8	LHP Erik Heiligenstadt, R-So., Gardner-Webb 9.0 IP, 2 K, 1.00 ERA
April 15	RHP Heath Bowers, So., Campbell 9.0 IP, 8 K, 0.00 ERA
April 22	RHP Trey Lambert, Jr., Liberty 9.0 IP, 9 K, 1.00 ERA
April 29	RHP Andrew Barnett, Gardner-Webb 8.0 IP, 14 K, 1.12 ERA
May 6	RHP Ryan Thompson, Jr., Campbell 0.00 ERA, 6.0 IP, 1 W, 1 SV, 3 K
May 13	RHP Reed Garrett, VMI 9.0 IP, 0.00 ERA, 9 K, 3H
May 20	RHP Matt Fraudin, Gardner-Webb 9.0 IP, 11 K, 4 H

ALL BIG SOUTH TOURNAMENT

INF - Michael Felton, Campbell
 INF - Dalton Britt, Liberty
 INF - Jake Kimble, Liberty
 INF - Matt Dickason, Longwood
 OF - Alex Buccilli, Coastal Carolina
 OF - Colton Konvicka, Longwood
 OF - Justin Sizemore, Liberty
 C - Trey Wimmer, Liberty
 P - Ryan Thompson, Campbell
 P - Blake Fulghum, Liberty
 DH - Ted Blackman, Coastal Carolina
 UTL - Ashton Perritt, Liberty

MVP - Ashton Perritt, Liberty

BIG SOUTH BASEBALL NCAA CHAMPIONSHIP HISTORY

1990 - #6 CAMPBELL at West I Regional - Palo Alto, Calif.

May 24	#1 Stanford	L, 0-7
May 25	#2 Southern Illinois	L, 7-8

1991 - #6 COASTAL CAROLINA at Atlantic Regional - Tallahassee, Fla.

May 24	#1 Florida State	L, 0-6
May 25	#2 Georgia Tech	L, 7-11

1993 - #6 LIBERTY at Atlantic Regional - Atlanta, Ga.

May 27	#1 Georgia Tech	L, 1-4
May 28	#5 East Carolina	L, 0-6

1994 - #5 UNC GREENSBORO at South Regional - Baton Rouge, La.

May 26	#2 Southern California	L, 3-19
May 27	#6 Southeast Louisiana	W, 22-12
May 28	#3 Tulane	W, 4-1
	#2 Southern California	L, 9-25

1995 - Play-In Doubleheader, Rock Hill, S.C.

May 19	WINTHROP 6, Coppin State 3
	WINTHROP 6, Coppin State 2

#5 WINTHROP at East Regional - Clemson, S.C.

May 25	#2 Alabama	W, 4-0
May 26	#4 Richmond	W, 9-8
May 27	#1 Clemson	L, 5-9
May 28	#2 Alabama	L, 0-14

1996 - #6 CHARLESTON SOUTHERN at Atlantic Regional - Clemson, S.C.

May 23	#1 Clemson	L, 1-9
May 24	#2 Tennessee	L, 4-8

1997 - #6 UNC GREENSBORO at South I Regional - Baton Rouge, La.

May 18	#1 LSU	L, 0-14
	#5 Houston	W, 9-5
May 19	#4 Long Beach State	L, 4-14

1998 - #6 LIBERTY at Atlantic II Regional - Tallahassee, Fla.

May 21	#1 Florida State	L, 7-10
May 24	#2 Auburn	L, 2-3

1999 - #4 WINTHROP at Auburn Regional - Auburn, Ala.

May 28	#1 Tulane	W, 8-7 (11)
May 29	#2 Auburn	L, 6-8
	#1 Tulane	L, 8-15

2000 - #4 LIBERTY at South Carolina Regional - Columbia, S.C.

May 26	#1 South Carolina	L, 4-6
May 27	#3 Seton Hall	W, 10-2
	#2 Wake Forest	L, 2-4

2001 - #2 WINTHROP at East Carolina Regional - Wilson, N.C.

May 25	#3 South Florida	L, 2-7
May 26	#4 UMBC	W, 4-0
May 27	#2 South Florida	W, 6-1
	#1 East Carolina	L, 3-7

#3 COASTAL CAROLINA at Georgia Regional - Athens, Ga.

May 25	#2 Georgia Tech	W, 5-3
May 26	#4 Georgia Southern	W, 12-3
May 27	#1 Georgia	L, 3-9
	#1 Georgia	L, 7-8

2002 - #3 ELON at Clemson Regional - Clemson, S.C.

May 31	#2 East Carolina	L, 7-13
June 1	#4 Georgia Southern	L, 2-6

#4 COASTAL CAROLINA at Atlanta Regional - Atlanta, Ga.

May 31	#1 Georgia Tech	L, 0-6
June 1	#3 Louisville	W, 9-1
	#2 Georgia	L, 7-9

2003 - #2 COASTAL CAROLINA at Lincoln Regional - Lincoln, Neb.

May 30	#3 Southwest Missouri State	L, 3-8
May 31	#4 Eastern Michigan	L, 8-9

2004 - #3 COASTAL CAROLINA at Columbia Regional - Columbia, S.C.

June 4	#2 North Carolina	L, 5-6
June 5	#4 The Citadel	L, 1-10

#3 BIRMINGHAM-SOUTHERN at Athens Regional - Athens, Ga.

June 4	#2 Clemson	L, 6-10
June 5	#4 Middle Tennessee State	W, 5-0
	#2 Clemson	L, 4-5

2005 - #1 COASTAL CAROLINA at Tempe Regional - Tempe, Ariz.

June 3	#4 UNLV	W, 12-8
June 4	#2 Arizona State	L, 3-11
June 5	#4 UNLV	W, 14-7
	#2 Arizona State	L, 5-9

#2 WINTHROP at Knoxville Regional - Knoxville, Tenn.

June 3	#3 Wichita State	W, 2-1
June 4	#1 Tennessee	L, 2-3
June 5	#3 Wichita State	L, 2-3

2006 - #2 WINTHROP at Chapel Hill Regional - Chapel Hill, N.C.

June 2	#3 UNC Wilmington	W, 14-2
June 3	#1 North Carolina	L, 4-14
June 4	#2 UNC Wilmington	W, 5-3
	#1 North Carolina	L, 2-14

#4 UNC ASHEVILLE at Clemson Regional - Clemson, S.C.

June 2	#1 Clemson	L, 0-3
June 3	#3 Mississippi State	L, 4-5

2007 - #1 COASTAL CAROLINA hosted Myrtle Beach Regional - Myrtle Beach, S.C.

June 1	#4 VCU	W, 7-1
June 3	#2 Clemson	L, 8-11
	#3 St. John's	W, 5-5
June 4	#2 Clemson	L, 3-15

2008 - #1 COASTAL CAROLINA hosted Conway Regional - Conway, S.C.

May 30	#4 Columbia	W, 10-2
May 31	#3 Alabama	W, 13-10
June 1	#2 East Carolina	W, 24-11

COASTAL CAROLINA at Cary Super Regional - Cary, N.C.

June 7	#2 North Carolina	L, 4-9
June 8	#2 North Carolina	L, 4-14

2009 - #2 COASTAL CAROLINA at Chapel Hill Regional - Chapel Hill, N.C.

May 29	#3 Kansas	W, 11-3
May 30	#1 North Carolina	L, 5-14
May 31	#3 Kansas	L, 1-5

2010 - #1 COASTAL CAROLINA (No. 4 National Seed) hosted Myrtle Beach Regional - Myrtle Beach, S.C.

June 4	#4 Stony Brook	W, 6-0
June 5	#2 College of Charleston	L, 6-16
June 6	#4 Stony Brook	W, 25-7
	#2 College of Charleston	W, 8-7
June 7	#2 College of Charleston	W, 11-10 (10)

COASTAL CAROLINA (No. 4 National Seed) hosted Myrtle Beach Super Regional - Myrtle Beach, S.C.

June 12	South Carolina	L, 3-4
June 13	South Carolina	L, 9-10

2011 - #3 COASTAL CAROLINA at Clemson Regional - Clemson, S.C.

June 3	#2 UConn	W, 6-1
June 4	#1 Clemson	L, 7-12
June 5	#2 UConn	L, 6-12

2012 - #3 COASTAL CAROLINA at Columbia Regional - Columbia, S.C.

June 1	#2 Clemson	L, 3-11
June 2	#4 Manhattan	W, 11-1
June 3	#2 Clemson	L, 3-5

School	Appearances	Years	W	L	Best Finish
Coastal Carolina	12	1991-01-02-03-04-05-07-08-09-10-11-12	17	25	Super Regional
Winthrop	5	1995-99-01-05-06	8	10	Regional
Liberty	3	1993-98-00	1	6	Regional
UNC Greensboro	2	1994-97	3	4	Regional
Campbell	1	1990	0	2	Regional
Charleston Southern	1	1996	0	2	Regional
Elon	1	2002	0	2	Regional
Birmingham-Southern	1	2004	1	2	Regional
UNC Asheville	1	2006	0	2	Regional
BIG SOUTH NCAA BASEBALL CHAMPIONSHIP RECORD			28	51	Super Regional

Note - NCAA Play-In games do not count as an official NCAA Championship appearance and are not included in NCAA won-loss records.



2013 NCAA DIVISION I BASEBALL CHAMPIONSHIP

Columbia (SC) Regional - South Carolina Host
May 31 - June 3, 2013 - All Eastern Times

#1 South Carolina (39-18)

Game 2
Friday
May 31
7 p.m.
ESPN3

#4 Saint Louis (41-19)

Game 4
Saturday
June 1
8 p.m.
ESPNU/ESPN3

#3 Liberty (34-27)

Game 1
Friday
May 31
1 p.m.
ESPN3

#2 Clemson (39-20)

Game 6
Sunday
June 2
7 p.m.
ESPNU/ESPN3

Loser Game 4

Game 5
Sunday
June 2
1 p.m.
ESPNU/ESPN3

Loser Game 1

Game 3
Saturday
June 1
2 p.m.
ESPNU/ESPN3

Loser Game 2

Game 7
Monday
June 3
(If necessary)
7 p.m.
ESPNU/ESPN3

Regional Champion

Loser Game 6



2013 NCAA DIVISION I BASEBALL CHAMPIONSHIP

Blacksburg Regional - Virginia Tech Host
May 31 - June 3, 2013 - All Eastern Times

#1 Virginia Tech (38-20)

Game 2
Friday
May 31
5:30 p.m.
ESPN3

#4 Connecticut (34-26)

Game 4
Saturday
June 1
5:30 p.m.
ESPN3

#3 Coastal Caro. (37-21)

Game 1
Friday
May 31
1 p.m.
ESPN3

#2 Oklahoma (40-19)

Game 6
Sunday
June 2
5:30 p.m.
ESPN3

Loser Game 4

Game 5
Sunday
June 2
1 p.m.
ESPN3

Loser Game 1

Game 3
Saturday
June 1
1 p.m.
ESPN3

Loser Game 2

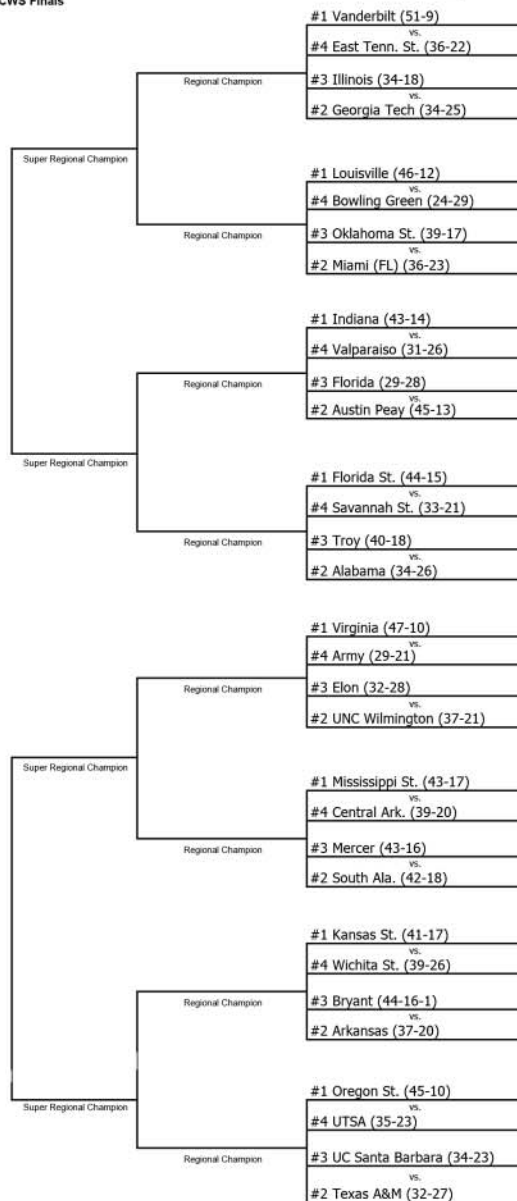
Game 7
Monday
June 3
(If necessary)
7 p.m.
ESPN3

Regional Champion

Loser Game 6



Regionals
May 31-June 3
*Campus or Neutral Sites
Double Elimination
First-Round Pairings



#25 CAMPBELL

Campbell finished its record breaking 2013 season at 49-10, ranking fourth in the nation in wins heading into the NCAA championships. The Camels also moved up in the national polls, ranking as high as 23rd, a season-high, in the NCBWA top-30 rankings. CU won the Big South regular season outright, and claimed the conference's North Division championship. The Camels fell in the Big South championship game 2-1 to tournament host Liberty... Campbell junior **RYAN THOMPSON** was named Pitcher of the Year and **GREG GOFF** was named Coach of the Year, leading a school record nine Camels on Big South all-league teams. Thompson, also First Team All-Big South as a relief pitcher, was joined by **BEN MCQUOWN** (outfield), **MICHAEL FELTON** (second base) **ELIJAH TRAIL** (third base) and **RYAN MATTES** (starting pitcher) on the conference's First Team. Four Camels also made Second Team All-Big South, including **CLAYTON BROWN** (outfield), **BRENT GRAHAM** (shortstop), **DAVID OLSON** (designated hitter) and **HEATH BOWERS** (starting pitcher). Olson was also named to the Big South's All-Academic team.

AVG:374 Brent Graham
HR:..... 7 Elijah Trail
RBI:53 Michael Felton

W:..... 9 2 Players
SO:.....80 Heath Bowers
ERA: 0.88 Ryan Thompson

CHARLESTON SOUTHERN

Charleston Southern finished its 2013 campaign with a Big South Tournament appearance last week in Lynchburg, Va. The Bucs dropped their opener to top-seeded Campbell, 4-0, and lost a heartbreak in an elimination game to Liberty on Wednesday, 2-1...Liberty rallied from a 1-0 deficit in the seventh to beat the Bucs...CSU had a 10-3 advantage in runners left on base in the loss. Sophomore **BOBBY ISON** will finish the seasons among the Top 75 players in the country in three statistical categories. He is sixth nationally in toughest to strike out (1 per 20.8 at-bats), 33rd in hits (84), and 71st in batting average after leading the Bucs with a .367 average...CSU completes the season 22-35 overall and was 17-12 at CSU Ballpark.

AVG:367 Bobby Ison
HR:..... 6 Zack Hagaman
RBI:32 Chase Shelton

W:..... 7 Ryan Gunter
SO:.....73 2 Players
ERA: 3.52 Tory Schroff

#30 COASTAL CAROLINA

Coastal is now one off 11 programs to reach an NCAA Regional each of the last seven years, dating back to 2007. The others to duplicate the feat are Florida State, Miami (Fla.), South Carolina, North Carolina, Virginia, Arkansas, Vanderbilt, Rice, Texas A&M and Cal State Fullerton... Coastal faced 10 teams that reached the field of 64, playing top-seed North Carolina twice and regional hosts Kansas State and North Carolina State. The Chants were 8-10 versus the field with wins over regional host Kansas State, Florida Atlantic, UNC Wilmington, Liberty (3) and Georgia Tech (2). The Chants lost versus North Carolina (2), lost 8-7 versus Elon, lost 8-3 to San Diego, lost 5-4 in 10 innings to North Carolina State, lost 13-7 at UNC Wilmington, lost once at Georgia Tech and dropped two games to Liberty in the Big South Tournament... For the second straight year, Coastal has been placed in a regional that ESPN has recognized in its one-hour selection show. Last year, Coastal - with South Carolina, Clemson and Manhattan - was in the "toughest regional," This year, ESPN has declared Virginia Tech as one of the two Regionals with the "best storylines."... Coastal has never faced Oklahoma in baseball but is familiar with both top-seed Virginia Tech and fourth-seed Connecticut. The Chants dropped a heart-breaking 4-3, 10-inning loss in Blacksburg last season and are 6-3 all-time versus the Hokies. CCU and UConn met twice in the 2011 NCAA Clemson Regional with CCU claiming game one, 13-1, and the Huskies coming back later to eliminate the Chants in the losers bracket with a 12-6 victory en route to winning the Regional. Last year, Connecticut faced CCU during one of the Chants' early season tournaments with Coastal winning 6-2 to own a 2-1 all-time advantage in the series.

AVG:321 Jacob May
HR:..... 6 Jacob May
RBI:39 Will Remillard

W:..... 6 3 Players
SO:.....78 Ben Smith
ERA: 2.10 Ryan Connolly

GARDNER-WEBB

Gardner-Webb missed reaching the Big South Conference semifinals and the 30-win plateau for the first time in three seasons, falling one game shy in both categories ... GWU finished the 2013 season with a 10-12 mark in one-run games, playing the second-most one-run games in the nation heading into the postseason ... The Runnin' Bulldogs established a new school single-season record for team ERA, forging a 3.35 mark ... The previous record of 3.74 was set in 2004 by a staff that had two future top-10 round draft picks (Zach Ward, 3rd round and Jeff Long, 10th round) ... GWU finished the season with all three of its regular weekend rotation members with an ERA under 3.60 for the first time since moving to Division I in 2000-2001 ... All three arms: All-Big South righty **MATT FRAUDIN** (8-5, 2.88 ERA, 96 K); righty **ANDREW BARNETT** (5-3, 3.14 ERA, 93 K) and lefty **ERIK HEILIGENSTADT** (5-4, 3.58 ERA) return for the 2014 season ... The staff also recorded more than 400 strikeouts (410) for just the third time in the Division I era, falling just seven team strikeouts shy of the school record for a season ... Senior **BRAD COLLINS** led the Big South and finished third nationally with 27 doubles in 2013 - just three shy of the GWU record set in 2005 by major league catcher Blake Lalli (Cubs/Brewers).

AVG:305 Benji Jackson
HR:..... 5 Brad Collins
RBI:41 Brad Collins

W:..... 8 Matt Fraudin
SO:.....96 Matt Fraudin
ERA: 2.45 Connie Scarborough

BIG SOUTH IN THE NCAA STATISTICS

INDIVIDUAL TOP 25 - HITTING

Batting Average	
10. Rob Dickinson, VMI399
Runs Per Game	
16. Ben McQuown, Campbell	1.1
Runs	
10. Ben McQuown, Campbell	65
Doubles Per Game	
3. Brad Collins, Gardner-Webb	0.48
Doubles	
2. Brad Collins, Gardner-Webb	27
Stolen Bases Per Game	
1. Ben McQuown, Campbell	0.92
Stolen Bases	
1. Ben McQuown, Campbell	54
Base On Balls Per Game	
8. Jordan Tarsovich, VMI.....	0.87
Base On Ball	
12. Jordan Tarsovich, VMI.....	48
Toughest to Strikeout	
6. Bobby Ison, Charleston Southern.....	20.8
Sacrifice Bunts Per Game	
21. Jaren Sustar, Charleston Southern	0.29
Sacrifice Bunts	
16. Jaren Sustar, Charleston Southern	16
20. Jacob May, Coastal Carolina.....	15
Sacrifice Flies	
4. Michael Felton, Campbell	10
4. Elijah Trail, Campbell	10

INDIVIDUAL TOP 25 - PITCHING

ERA	
2. Ryan Thompson, Campbell	0.88
22. Heath Bowers, Campbell.....	1.69
Walks Allowed Per Nine Innings	
2. Sam Kmiec, Winthrop.....	0.57
Strikeout to Walk Ratio	
2. Sam Kmiec, Winthrop.....	11.4
WHIP	
17. Ryan Thompson, Campbell	0.92
Complete Games	
4. Bud Jeter, Presbyterian College	7.0
Games Started	
3. Ryan Mattes, Campbell.....	16
24. 6 Players.....	15

HIGH POINT

The High Point University baseball team dropped both of its games at the Big South Tournament and finished 29-29 overall on the season. Sophomore **JOSH SPANO** went 3-7 in the two games and senior **RYAN RETZ** had two hits in the elimination game against Longwood including his team-best sixth home run of the season. The 29 wins by High Point are the second most in a single season since joining Div. I in 2000. Also HPU's 15-9 conference record and third-place finish both marked program highs.

AVG:347 Ryan Retz
HR:..... 6 Ryan Retz
RBI:39 Ryan Retz

W:..... 6 Jared Avidon
SO:..... 78 Jacob Newberry
ERA: 3.07 Jacob Newberry

LIBERTY

Liberty claimed the Big South Conference's automatic bid to an NCAA Regional and their first conference crown since 2000, Saturday ... The Flames will be making their first regional appearance since 2000 ... Liberty becomes only the fourth host team in 25 conference tournaments to win the Big South Championship ... The Flames also become only the second No. 5 seed to win the conference title ... Of Liberty's five victories in the tournament, four were one-run games ... OF/P **ASHTON PERRITT** was named the tournament's MVP after hitting .400 and two home runs as an outfielder and not allowing a run in four appearance, recording four saves ... Since earning a place in the Liberty outfield, Perritt has 18 multiple-hit games in 35 starts ... Down his last strike with two outs in the top of the ninth, OF **JUSTIN SIZEMORE** hit his second home run of the season to avoid elimination with a 3-2 win over Radford, Thursday night ... Liberty also received a strong pitching performance by LHP **BLAKE FULGHUM**. Making his first start since March 19, Fulghum went the full seven innings, scattering seven hits against Coastal Carolina to move the Flames into the title game, Friday ... Along with Perritt, SS **DALTON BRITT**, 3B **JAKE KIMBLE**, C **TREY WIMMER**, Fulghum and Sizemore were named to the All-Tournament team. Britt hit his first two home runs of the season, including a solo home run in Saturday's title game.

AVG:321 Bryan Aanderud
HR:..... 7 Danny Gauer
RBI:41 Danny Gauer

W:..... 7 2 Players
SO:..... 51 Brooks Roy
ERA:2.45 Josh Richardson

LONGWOOD

Longwood participated in its first Big South Baseball Championship, advancing to the semifinals as a No. 7 seed ... The Lancers dropped their opening game to No. 2 Coastal Carolina (1-6) and eliminated No. 3 High Point (11-3) and No. 6 Gardner-Webb (6-5) before falling to No. 1 Campbell (6-8) ... Longwood finished with an overall record of 26-28, and 35-year veteran head coach **CHARLES "BUDDY" BOLDING** completed his outstanding career at the helm of the Lancers with an overall collegiate coaching record of 953-544-4 since taking over during the fall of 1978 ... Coach Bolding posted 31 winning seasons as mentor of the tradition-rich program, including 32 overall 20-win campaigns and 25 seasons with at least 25 wins.

AVG:331 Matt Dickason
HR:..... 6 Kyri Washington
RBI:37 Kyri Washington

W:..... 6 Brandon Vick
SO:..... 67 Aaron Myers
ERA: 3.30 Aaron Myers

PRESBYTERIAN COLLEGE

Presbyterian College finished with a 24-32 record, the program's third straight season with 24 victories... **BRAD ZEBEDIS** picked up Second Team All-Big South honors and was named Co-Scholar Athlete of the Year. He becomes the school's second Scholar Athlete of the Year in 2012-13, along with women's basketball's Karlee Taylor... **BRANDON PAUL** finished the year as the team's leader in batting average (.313) while **NATE CHONG** led in home runs (eight) and Zebedis led in RBI (30)... The Blue Hose graduate five seniors and are slated to return 25 players, including the team's entire starting rotation and eight of its starting nine in the batting order... PC set new Division I program-best in two key statistics. The team's .972 batting average shattered the previous best of .966 set last season and the pitching staff's 4.40 ERA improved on 2011's previous record of 5.34 by nearly a full run.

AVG:313 Brandon Paul
HR:..... 8 Nathan Chong
RBI:30 Brad Zebedis

W:..... 5 3 Players
SO:..... 84 Bud Jeter
ERA: 2.84 Bud Jeter

2013 TEAM-BY-TEAM HITTING STREAKS**CAMPBELL**

Season Streak:14, Ben McQuown (20/60, .333)

CHARLESTON SOUTHERN

Season Streak: 11, 2 Players
..... (John Faircloth, 15/30, .500)

COASTAL CAROLINA

Season Streak: 16, Will Remillard

GARDNER-WEBB

Season Streak:8, 3 Players
..... (Scott Johnson, 14/33, .424 BA)

HIGH POINT

Season Streak: 13, Josh Spano (24/51, .471)

LIBERTY

Season Streak: 16, Bryan Aanderud (26/66, .394)

LONGWOOD

Season Streak: 12, Justin Lacy (15-45, .333)

PRESBYTERIAN COLLEGE

Season Streak: 12, Brandon Paul (16/45, .356)

RADFORD

Season Streak: 15, Josh Reavis

UNC ASHEVILLE

Season Streak: 14, Todd Joyner (25/59, .424)

VMI

Season Streak: 15, Jordan Tarsovich (23/58, .397)
..... Matt Winn (24/62, .462)

WINTHROP

Season Streak: 11, Leighton Daniels (23/49, .469)

RADFORD

Radford finished its season at 30-26 recording just the third 30-win season in school history. RU missed tying the school record for victories by one game (31 in 2011), but finished with a winning record for a school record fifth straight season... The Highlanders ended the season 7-6 against teams earning a bid to the 2013 NCAA Tournament (ETSU 2-0, Virginia 1-0, Coastal Carolina 2-1, Liberty 2-3, Virginia Tech 0-2). Of those 13 games, 11 of them were played on the road.

AVG:319 Josh Reavis

HR: 10 Jeff Kemp

RBI: 34 Jeff Kemp

W: 7 Tyler Costello

SO: 56 Tyler Costello

ERA: 3.32 Jeff Maxwell

UNC ASHEVILLE

UNC Asheville finished the 2013 season with an overall record of 16-35, a 4-18 mark in the Big South, 10-14 at home, 4-19 in away games and 2-2 at neutral site contests. The Bulldogs' record of 16-35 was their worst finish since going 15-37 in 2011. The Blue & White finished fifth in the league in batting, but finished last in team fielding and team pitching, with an ERA of 5.41 collectively. Junior short-stop Tommy Houmard led the team and finished 13th in the Big South in batting with a mark of .321. Houmard also led the team in RBI with 31 and total bases with 81. Senior catcher **IAN GRAHAM** led the team in home runs with four. Second baseman **KYLE TOWLES** led the Bulldogs in stolen bases with 13. Freshman hurler **COREY RANDALL** led the team in wins, going 4-4 on the season. Junior Dean Roland finished with a team-high 64 strikeouts, 26 more than any other Bulldog. Senior **BILLY CREIGHTON** finished the season with the lowest ERA on the team, posting a mark of 2.62 while picking up a team best three saves on the year. Senior **TODD JOYNER** had the longest hit streak of the season, reaching 14 games. Graham had a reached base streak of 33 this season, and was named the Big South Player of the Week and the NABC Hitter of the Weeks this season.

AVG:321 Tommy Houmard

HR: 4 Ian Graham

RBI: 31 Tommy Houmard

W: 4 Randall Corey

SO: 64 Roland Dean

ERA: 4.08 Dean Roland

VMI

Outfielder **ROB DICKINSON** was named Big South Player of the Year prior to last week's tournament... He is VMI's first player of the year in baseball in any conference, and won the Big South batting crown with a .399 mark... Redshirt sophomore **MATT WINN** was one of two All-Big South Second Team catchers after finishing in the top-10 in the league in batting average... **DREW BRYAN** was VMI's representative on the All-Academic Team.

AVG:399 Rob Dickinson

HR: 7 Rob Dickinson

RBI: 46 Rob Dickinson

W: 4 TJ Lighton

SO: 51 Reed Garrett

ERA: 2.81 Connor Bach

WINTHROP

The Eagles finished out the season with strong play in the conference going 5-3 in their final three series'. Winthrop also had success in midweek games going 11-6 against non-conference opponents. Notable wins for the Eagles came against Clemson (3-2, 11 innings), East Tennessee State (2-1 and 3-2), Charlotte (6-5 and 11-2), Liberty (3-2), and Wake Forest (5-2). Winthrop had strong efforts on the mound from its senior captains **MATT PIERPONT** and **ERIC RUTH**. Pierpont (4-5, 3.38 ERA), Winthrop's Friday night starter, finished the season fourth in the conference in strikeouts (80) and sixth in innings pitched (90.2). Eagle's closer Ruth anchored the back end of the Eagles bullpen this season. Ruth's 0.43 ERA, .174 opponent batting average, and 12.22 strikeouts per nine innings are best in program history (min. 35 IP). His 10 saves are second in the Big South Conference and the most at Winthrop since 2009. Ruth is sixth in the conference in appearances and third in games finished. He is a perfect 3-0 on the season and has allowed just two earned runs in 42.1 innings of relief. Just 5 of 23 inherited runners scored against Ruth (21%). Ruth allowed just one extra-base hit and one earned run in Big South play. He was a perfect 10 for 10 in save opportunities. The Eagles were led offensively by junior outfielder **CODY DOLAN**. Dolan led the team with a .300 batting average, 30 runs scored, 57 hits, 13 doubles, and a .416 slugging percentage. He reached base in 14 consecutive games early in the season followed by a 16 game reached base straight later in the season. Dolan reached base in 45 of 49 games started this season. Along with his reached base streak, he also included a nine game hitting streak. Dolan also ranks among the nation's best in toughest to strike out averaging 15.8 at-bats per strike out (190 AB/12SO). Third baseman **CHAD SMITH** was awarded second team All-Conference honors for the Eagles while senior outfielder **MAX VOGEL** took All-Academic Honors.

AVG:300 Cody Dolan

HR: 4 Matt Lobacz

RBI: 21 2 Players

W: 4 Matt Pierpoint

SO: 80 Matt Pierpoint

ERA: 3.38 Matt Pierpoint

BIG SOUTH IN THE NCAA STATISTICS**TEAM TOP 25**

Batting Average	
10. Campbell	314
Scoring	
18. Campbell	7.1
Runs	
13. Campbell	419
Hits	
18. Campbell	623
Doubles Per Game	
18. Longwood	2.13
Stolen Bases Per Game	
9. Campbell	2.2
Stolen Bases	
5. Campbell	130
Base on Balls	
22. Coastal Carolina.....	258
Sacrifice Bunts	
8. Coastal Carolina.....	75
Hit by Pitch	
1. Campbell	124
Sacrifice Flies	
1. Campbell	43
Earned Run Average	
9. Campbell	2.93
Hits Allowed Per Nine Innings	
22. Campbell	7.95
Walks Allowed Per Nine Innings	
22. Winthrop	2.72

#25 CAMPBELL
(49-10, 19-5 Big South)

Head Coach: Greg Goff (6th year)
 SID Contacts: Jason Williams
 Phone: 910-814-4367
 Press Box: 910-814-4781
 Email: jwilliams@campbell.edu

Feb. 15	EASTERN MICHIGAN	W, 8-2
Feb. 16	EASTERN MICHIGAN	L, 6-10
Feb. 19	at East Carolina	W, 6-4
Feb. 21	HARTFORD	W, 9-2
Feb. 23	HARTFORD	W, 18-3
Feb. 24	HARTFORD	W, 9-1
	HARTFORD	W, 10-1
Feb. 27	at Duke	W, 9-3
March 1	LAFAYETTE	W, 17-6
March 2	LAFAYETTE	W, 8-3
	LAFAYETTE	W, 7-2
March 6	at #8 North Carolina State	L, 2-5
March 8	FAIRLEIGH DICKINSON	W, 15-5
March 9	FAIRLEIGH DICKINSON	W, 15-3
	FAIRLEIGH DICKINSON	W, 10-4
March 13	EAST CAROLINA	W, 8-6
March 15	at Gardner-Webb *	W, 7-1
March 16	at Gardner-Webb *	L, 0-4
March 17	at Gardner-Webb *	W, 11-10
March 19	RIDER	W, 14-6
March 20	RIDER	W, 4-3
March 22	at UNC Asheville *	W, 4-1
March 23	at UNC Asheville *	W, 12-8
March 24	at UNC Asheville *	W, 5-4
March 26	DUKE	W, 6-3
March 29	RADFORD *	W, 11-3
March 30	RADFORD *	L, 2-5
	RADFORD *	L, 2-3
April 2	at N.C. A&T	W, 10-2
April 3	OLD DOMINION	W, 8-0
April 5	at Presbyterian College (11) *	W, 7-1
April 6	at Presbyterian College *	W, 14-3
April 7	at Presbyterian College *	W, 3-1
April 9	N.C. A&T	W, 10-2
April 10	SAVANNAH STATE	L, 1-8
April 12	LONGWOOD *	L, 2-3
April 13	LONGWOOD *	W, 1-0
	LONGWOOD *	W, 5-2
April 16	at N.C. Central	L, 1-5
April 17	vs. Appalachian State !	W, 11-6
April 19	VMI *	W, 2-1
April 20	VMI *	W, 4-3
April 20	VMI *	W, 8-1
April 23	N.C. CENTRAL	W, 10-0
April 24	UNC GREENSBORO	W, 10-7
May 3	at High Point *	L, 1-3
May 4	at High Point *	W, 3-2
May 5	at High Point *	W, 7-2
May 7	at College of Charleston	W, 6-2
May 10	LIBERTY *	W, 2-1
May 11	LIBERTY *	W, 4-2
May 12	LIBERTY *	W, 8-6
May 16	NEW ORLEANS	W, 14-0
May 17	NEW ORLEANS	W, 6-0
May 18	NEW ORLEANS	W, 9-6
May 21	vs. No. 8 Charleston Southern #	W, 4-0
May 22	vs. No. 4 Radford #	W, 4-3
May 24	vs. No. 7 Longwood #	W, 8-6
May 25	at No. 5 Liberty #	L, 1-2

! - Thomasville, N.C.

* - Big South Conference game

- Lynchburg, Va.

HOME GAMES IN ALL CAPS

CHARLESTON SOUTHERN
(22-34, 11-13 Big South)

Head Coach: Stuart Lake (5th year)
 SID Contacts: Zeke Beam
 Phone: 843-863-7687
 Press Box: 843-729-0483
 Email: zbeam@csuniv.edu

Feb. 15	EASTERN KENTUCKY	W, 17-4
Feb. 16	EASTERN KENTUCKY	L, 1-5
Feb. 17	EASTERN KENTUCKY	W, 6-5
Feb. 19	COLLEGE OF CHARLESTON	L, 5-13
Feb. 20	UNC WILMINGTON	W, 7-6
Feb. 24	MARIST	W, 9-0
	MARIST	L, 1-2
Feb. 27	at The Citadel	W, 8-6
March 1	at North Florida !	L, 5-10
March 2	vs. Jacksonville State !	L, 4-7
March 3	at North Florida !	L, 1-9
March 5	SAVANNAH STATE	W, 8-4
March 6	at College of Charleston	L, 1-15
March 9	SIENA	W, 8-7
	SIENA	L, 5-10
March 10	SIENA	W, 8-3
March 12	OHIO STATE	L, 3-6
March 13	at Clemson	L, 1-3
March 15	at Liberty *	L, 2-8
March 16	at Liberty *	L, 4-8
March 17	at Liberty *	L, 1-3
March 20	at UNC Wilmington	L, 3-10
March 22	at The Citadel	L, 4-6
March 26	at Old Dominion	L, 3-4
March 29	UNC ASHEVILLE *	W, 6-2
March 30	UNC ASHEVILLE *	W, 11-7
	UNC ASHEVILLE *	W, 8-1
April 2	at #11 South Carolina	L, 5-9
April 5	at Gardner-Webb *	L, 3-7
April 6	at Gardner-Webb *	L, 2-4
April 7	at Gardner-Webb *	L, 2-3
April 9	GEORGIA STATE	L, 2-3
April 10	at USC Upstate (10)	W, 9-3
April 12	VMI (10) *	L, 2-4
April 13	VMI *	W, 6-4
April 14	VMI *	W, 7-4
April 17	at Savannah State	W, 11-5
April 19	PRESBYTERIAN COLLEGE *	W, 1-0
April 20	PRESBYTERIAN COLLEGE *	L, 4-8
April 21	PRESBYTERIAN COLLEGE *	W, 5-2
April 23	at The Citadel	L, 5-8
May 1	at Georgia Southern	L, 6-7
May 3	at Winthrop *	L, 3-8
May 4	at Winthrop *	W, 6-3
	at Winthrop *	L, 1-3
May 7	SAVANNAH STATE	W, 8-3
May 8	USC UPSTATE	L, 7-8
May 11	at Radford *	W, 8-7
	at Radford *	L, 3-8
May 12	at Radford *	W, 13-7
May 15	THE CITADEL	L, 6-21
May 16	COASTAL CAROLINA *	W, 7-3
May 17	COASTAL CAROLINA *	L, 2-6
May 18	COASTAL CAROLINA *	L, 4-5
May 21	vs. No. 1 Campbell #	L, 0-4
May 22	at No. 5 Liberty #	L, 1-2

! - North Florida Tourney

* - Big South Conference game

- Lynchburg, Va.

HOME GAMES IN ALL CAPS

#30 COASTAL CAROLINA
(37-21, 18-6 Big South)

Head Coach: Gary Gilmore (18th year)
 SID Contact: Mike Cawood
 Phone: 843-349-2822
 Press Box: 843-421-8244
 Email: cawood@coastal.edu

(All home games will be played at Pelican's Stadium)

Feb. 15	JAMES MADISON ^	W, 4-3
Feb. 17	JAMES MADISON	W, 8-7
Feb. 18	at No. 1 North Carolina	L, 1-7
Feb. 21	KANSAS STATE	W, 2-1
Feb. 24	No. 8 KENTUCKY	L, 2-8
	ELON	L, 7-8
Feb. 28	SAN DIEGO	L, 3-8
March 1	FLORIDA ATLANTIC	W, 4-1
March 2	INDIANA	L, 1-9
March 3	#10 NORTH CAROLINA STATE (10)	L, 4-5
March 5	FURMAN	L, 1-4
March 6	FURMAN	L, 6-11
March 8	BALL STATE	W, 5-3
March 9	HARVARD	W, 10-0
March 10	OHIO STATE	W, 3-1
March 11	OHIO STATE	L, 2-3
March 13	at UNC Wilmington	L, 7-13
March 15	MICHIGAN	W, 8-4
March 16	MICHIGAN	W, 6-2
March 17	AKRON	W, 7-3
March 19	at Wake Forest	W, 7-6
March 22	GARDNER-WEBB *	L, 3-6
March 23	GARDNER-WEBB *	W, 4-1
March 24	GARDNER-WEBB *	W, 4-3
March 29	at VMI (12) *	W, 3-2
March 30	at VMI *	W, 6-1
	at VMI (10) *	L, 9-10
April 2	at The Citadel	W, 3-2
April 3	THE CITADEL	W, 10-2
April 6	LIBERTY *	W, 5-1
April 7	LIBERTY *	W, 8-6
April 8	LIBERTY *	W, 12-1
April 9	COLLEGE OF CHARLESTON (14)	W, 2-1
April 12	at Winthrop (11) *	W, 3-2
April 13	at Winthrop *	W, 13-2
April 14	at Winthrop *	W, 4-3
April 16	at No. 1 North Carolina	L, 1-5
April 19	RADFORD * (15)	W, 1-0
April 20	RADFORD *	L, 3-4
April 21	RADFORD *	L, 2-5
April 23	at College of Charleston	L, 2-14
April 26	at Presbyterian College *	W, 5-4
	at Presbyterian College *	L, 3-5
April 27	at Presbyterian College *	W, 1-0
May 3	at No. 23 Georgia Tech	L, 2-4
May 4	at No. 23 Georgia Tech	W, 7-4
May 5	at No. 23 Georgia Tech	W, 12-8
May 10	UNC ASHEVILLE *	W, 7-1
May 11	UNC ASHEVILLE *	W, 3-2
May 12	UNC ASHEVILLE *	W, 3-0
May 14	UNC WILMINGTON	W, 15-3
May 15	at Charleston Southern *	L, 3-7
May 15	at Charleston Southern *	W, 6-2
May 18	at Charleston Southern *	W, 5-4
May 21	vs. No. 7 Longwood #	W, 6-1
May 22	vs. No. 6 Gardner-Webb #	W, 3-2
May 24	at No. 5 Liberty #	L, 8-9
May 24	at No. 5 Liberty (7) #	L, 0-8

^ - Sparrow Stadium - Florence, SC.

* - Big South Conference game

- Big South Tournament game

HOME GAMES IN ALL CAPS

GARDNER-WEBB**(29-27-1, 12-11 Big South)**

Head Coach: Rusty Stroupe (11th year)
 SID Contact: Marc Rabb
 Phone: 704-406-4355
 Press Box: 704-974-3662
 Email: mrabb@gardner-webb.edu

Feb. 15	DAYTON	W, 8-3
Feb. 16	DAYTON	T, 0-0
Feb. 20	at Furman	W, 6-1
Feb. 21	MOREHEAD STATE (11)	W, 3-2
Feb. 23	MOREHEAD STATE	W, 7-0
	MOREHEAD STATE	W, 3-2
Feb. 24	MOREHEAD STATE	L, 3-5
Feb. 27	at North Carolina A&T	W, 16-5
March 1	vs. San Diego !	L, 0-5
March 2	vs. Stony Brook !	W, 4-0
March 3	at UNC Wilmington (11) !	L, 6-7
March 6	USC UPSTATE	W, 4-1
March 8	AIR FORCE	W, 4-3
March 9	AIR FORCE (11)	W, 7-6
March 10	AIR FORCE	W, 4-3
March 12	at #1 North Carolina	L, 0-12
March 13	at Wake Forest	L, 7-8
March 15	CAMPBELL *	L, 1-7
March 16	CAMPBELL *	W, 4-0
March 17	CAMPBELL *	L, 10-11
March 20	WINGATE (12)	L, 6-7
March 22	at Coastal Carolina *	W, 6-3
March 23	at Coastal Carolina *	L, 1-4
March 24	at Coastal Carolina *	L, 3-4
March 27	WESTERN CAROLINA	L, 2-5
March 29	at Winthrop *	W, 5-1
March 30	at Winthrop *	W, 7-4
	at Winthrop *	L, 2-4
April 3	at Clemson	L, 1-4
April 5	CHARLESTON SOUTHERN *	W, 7-3
April 6	CHARLESTON SOUTHERN *	W, 4-2
April 7	CHARLESTON SOUTHERN *	W, 3-2
April 10	MARS HILL	W, 12-2
April 12	N.C. A&T	L, 5-6
April 13	N.C. A&T	W, 4-3
	N.C. A&T	L, 1-5
April 17	at Western Carolina	L, 6-9
April 19	at Longwood *	L, 1-2
April 20	at Longwood *	L, 5-6
April 21	at Longwood *	L, 2-6
April 23	No. 15 SOUTH CAROLINA ^	W, 7-6
April 24	at USC Upstate	L, 2-9
April 26	UNC ASHEVILLE *	L, 6-7
April 27	UNC ASHEVILLE *	W, 5-1
April 28	UNC ASHEVILLE *	CAN
April 30	EAST CAROLINA	L, 7-9
May 4	N.C. CENTRAL	W, 8-1
	N.C. CENTRAL (11)	W, 3-2
May 10	at High Point *	L, 1-3
May 11	at High Point *	W, 4-3
May 12	at High Point (11) *	L, 4-5
May 14	FURMAN	L, 5-8
May 16	PRESBYTERIAN COLLEGE *	W, 4-2
May 17	PRESBYTERIAN COLLEGE *	W, 12-7
May 18	PRESBYTERIAN COLLEGE *	W, 9-5
May 21	vs. No. 3 High Point #	W, 8-2
May 22	vs. No. 2 Coastal Carolina #	L, 2-3
May 23	vs. No. 7 Longwood #	L, 5-6

! - UNC Wilmington Tournament

^ - Shelby, N.C.

* - Big South Conference game

- Big South Tournament game

HOME GAMES IN ALL CAPS

HIGH POINT**(29-29, 15-9 Big South)**

Head Coach: Craig Cozart (5th year)
 SID Contact: Joe Arancio
 Phone: 336-841-4638
 Press Box: 336-841-3077
 Email: jarancio@highpoint.edu

Feb. 15	vs. Kansas State !	L, 1-5
Feb. 16	vs. George Mason !	W, 8-6
Feb. 17	at The Citadel !	W, 7-2
Feb. 20	CHARLOTTE	L, 3-12
Feb. 22	LONG ISLAND	W, 6-5
Feb. 24	LONG ISLAND	W, 14-3
	LONG ISLAND	W, 19-1
Feb. 26	at Appalachian State	L, 4-6
March 1	at Presbyterian College *	L, 2-7
March 2	at Presbyterian College *	L, 6-7
March 3	at Presbyterian College *	L, 1-4
March 5	OHIO	L, 7-10
March 6	OHIO	W, 4-1
March 8	at Tulane	L, 2-3
March 9	at Tulane	W, 4-2
March 10	at Tulane (12)	L, 10-11
March 13	at #1 North Carolina	L, 2-7
March 15	CENTRAL CONNECTICUT ST.	W, 6-2
March 16	CENTRAL CONNECTICUT ST.	W, 10-2
March 17	CENTRAL CONNECTICUT ST.	L, 1-7
March 20	at East Carolina	W, 4-2
March 22	LIBERTY *	L, 4-5
March 23	LIBERTY *	W, 5-3
March 24	LIBERTY *	W, 9-3
March 26	ELON	W, 8-0
March 29	at William & Mary (10)	W, 7-5
March 30	at William & Mary	L, 4-5
March 31	at William & Mary	L, 5-9
April 2	at Elon	L, 7-16
April 5	LONGWOOD *	W, 12-0
April 6	LONGWOOD *	L, 3-7
April 7	LONGWOOD (11) *	L, 4-7
April 9	WAKE FOREST (14)	L, 7-11
April 10	at Wake Forest	L, 6-15
April 12	at Radford (10) *	W, 11-5
April 13	at Radford *	W, 10-6
April 14	at Radford *	W, 8-3
April 16	APPALACHIAN STATE	L, 5-8
April 17	NORTH CAROLINA CENTRAL	W, 7-0
April 20	at UNC Asheville *	W, 8-5
April 21	at UNC Asheville * (10)	W, 3-2
April 22	at UNC Asheville *	W, 7-6
April 23	at Duke	L, 4-5
April 24	DUKE	L, 2-4
May 3	No. 29 CAMPBELL *	W, 3-1
May 4	No. 29 CAMPBELL *	L, 2-3
May 5	No. 29 CAMPBELL *	L, 2-7
May 7	at N.C. Central	W, 7-4
May 8	at No. 22 Virginia Tech	L, 4-11
May 10	GARDNER-WEBB *	W, 3-1
May 11	GARDNER-WEBB *	L, 3-4
May 12	GARDNER-WEBB (11) *	W, 5-4
May 14	at Charlotte	L, 2-3
May 16	at VMI *	W, 6-2
May 17	at VMI *	W, 6-2
May 18	at VMI *	W, 6-4
May 21	vs. No. 6 Gardner-Webb #	L, 2-8
May 22	vs. No. 7 Longwood #	L, 3-11

! - The Citadel Challenge

* - Big South Conference game

- Big South Tournament game

HOME GAMES IN ALL CAPS

LIBERTY**(34-27, 13-11 Big South)**

Head Coach: Jim Toman (6th year)
 SID Contact: Ryan Bomberger
 Phone: 434-582-2605
 Press Box: 434-582-2914
 Email: rbomberger@liberty.edu

Feb. 15	at No. 5 South Carolina	L, 3-4
Feb. 16	at No. 5 South Carolina	L, 7-8
Feb. 17	at No. 5 South Carolina	W, 3-2
Feb. 23	PENN STATE	W, 4-1
Feb. 24	PENN STATE	W, 12-3
	PENN STATE	W, 6-1
Feb. 27	at East Carolina	W, 14-4
March 1	ARMY !	W, 6-4
March 2	SIENA !	W, 4-0
March 3	SIENA !	W, 9-0
March 3	ARMY (11) !	W, 4-3
March 5	WILLIAM & MARY	L, 3-5
March 8	at Georgia	L, 0-12
March 9	at Georgia	L, 1-3
March 10	at Georgia	W, 11-8
March 12	at William & Mary	W, 6-2
March 13	at #12 Virginia	L, 2-7
March 15	CHARLESTON SOUTHERN *	W, 8-2
March 16	CHARLESTON SOUTHERN *	W, 8-4
March 17	CHARLESTON SOUTHERN *	W, 3-1
March 19	at #24 Virginia Tech	L, 6-16
March 22	at High Point *	W, 5-4
March 23	at High Point *	L, 3-5
March 24	at High Point *	L, 3-9
March 26	at James Madison	L, 4-21
March 29	LONGWOOD *	W, 8-1
March 30	LONGWOOD *	L, 2-6
	LONGWOOD *	W, 8-1
April 2	#4 VIRGINIA	L, 0-2
April 6	at Coastal Carolina *	L, 1-5
April 7	at Coastal Carolina *	L, 6-8
April 8	at Coastal Carolina *	L, 1-12
April 9	JAMES MADISON (10)	W, 12-11
April 10	at #1 North Carolina	L, 5-7
April 12	WEST VIRGINIA	L, 0-8
April 13	WEST VIRGINIA	W, 9-2
April 14	WEST VIRGINIA	L, 1-2
April 16	OLD DOMINION	W, 6-2
April 20	WINTHROP *	L, 2-3
	WINTHROP *	W, 4-1
April 21	WINTHROP *	W, 3-1
April 23	at Maryland	L, 3-5
April 24	at Old Dominion	W, 17-10
April 26	at VMI *	W, 4-0
April 27	at VMI *	W, 11-6
	at VMI *	W, 13-7
May 1	MARYLAND	L, 2-4
May 5	DUKE	W, 4-3
May 10	at No. 30 Campbell (13) *	L, 1-2
May 11	at No. 30 Campbell *	L, 2-4
May 12	at No. 30 Campbell *	L, 6-8
May 14	at James Madison	L, 4-13
May 16	RADFORD *	L, 3-6
May 17	RADFORD *	W, 3-1
May 18	RADFORD *	W, 2-1
May 21	No. 4 RADFORD #	L, 3-6
May 22	No. 8 CHARLESTON SOUTHERN #	W, 2-1
May 23	No. 4 RADFORD #	W, 3-2
May 24	No. 2 COASTAL CAROLINA #	W, 9-8
May 24	No. 2 COASTAL CAROLINA (7) #	W, 8-0
May 25	No. 1 CAMPBELL #	W, 2-1

! - Liberty Invitational.

* - Big South Conference game

- Big South Tournament game

HOME GAMES IN ALL CAPS

LONGWOOD**(26-28, 12-12 Big South)**

Head Coach: Buddy Bolding (35th year)

SID Contact: Greg Prouty

Phone: 434-395-2097

Press Box: 434-390-0571

Email: proutygd@longwood.edu

Feb. 20	at James Madison	W, 11-9
Feb. 22	FAIRFIELD	L, 0-4
	FAIRFIELD	L, 1-6
Feb. 23	FAIRFIELD	W, 12-4
Feb. 26	at Western Carolina	W, 4-1
Feb. 27	at Western Carolina	L, 5-8
March 1	BUFFALO	W, 5-2
March 2	BUFFALO	L, 4-11
March 3	BUFFALO	L, 2-3
March 5	at Towson	W, 3-2
March 8	CANISIUS	L, 6-12
March 9	CANISIUS	L, 6-8
	CANISIUS	W, 4-3
March 10	CANISIUS	L, 0-7
March 12	TEMPLE	W, 9-6
March 13	NORFOLK STATE	W, 17-4
March 15	UNC ASHEVILLE *	W, 7-4
March 16	UNC ASHEVILLE *	W, 8-3
March 17	UNC ASHEVILLE *	L, 1-11
March 20	at William & Mary	L, 2-5
March 22	VMI *	L, 0-1
March 23	VMI *	W, 4-3
March 24	VMI *	L, 1-13
March 26	at North Carolina Central	L, 4-5
	at North Carolina Central	L, 0-10
March 29	at Liberty *	L, 1-8
March 30	at Liberty *	W, 6-2
	at Liberty *	L, 1-8
April 2	at Tennessee	W, 7-5
April 3	GEORGE MASON	W, 9-5
April 5	at High Point *	L, 0-12
April 6	at High Point *	W, 7-3
April 7	at High Point (11) *	W, 7-4
April 9	at Virginia Tech (10)	L, 5-7
April 12	at #25 Campbell *	W, 3-2
April 13	at #25 Campbell *	L, 0-1
	at #25 Campbell *	L, 2-5
April 17	JAMES MADISON (10)	L, 4-6
April 19	GARDNER-WEBB *	W, 2-1
April 20	GARDNER-WEBB *	W, 6-5
April 21	GARDNER-WEBB *	W, 6-2
April 23	at George Mason	W, 4-3
May 3	RADFORD *	L, 4-8
May 4	RADFORD *	L, 6-10
May 5	RADFORD (10) *	L, 5-6
May 7	RICHMOND (10)	W, 3-2
May 10	at Presbyterian College *	W, 6-2
May 11	at Presbyterian College *	W, 9-7
May 12	at Presbyterian College *	L, 0-4
May 15	at Old Dominion	L, 8-9
May 21	vs. No. 2 Coastal Carolina #	L, 1-6
May 22	vs. No. 3 High Point #	W, 11-3
May 23	vs. No. 6 Gardner-Webb #	W, 6-5
May 24	vs. No. 1 Campbell #	L, 6-8

* - Big South Conference game
HOME GAMES IN ALL CAPS**PRESBYTERIAN COLLEGE****(24-32, 10-14 Big South)**

Head Coach: Elton Pollock (9th year)

SID Contact: Ryan Real

Phone: 864-833-8252

Press Box: 864-906-5830

Email: rtreale@presby.edu

Feb. 15	at Savannah State	L, 1-3
	at Savannah State	L, 0-1
Feb. 16	at Savannah State	W, 17-3
Feb. 17	at Savannah State	L, 4-8
Feb. 20	at USC Upstate	L, 2-5
Feb. 22	at N.C. Central	W, 3-2
Feb. 23	at N.C. Central	W, 5-0
Feb. 24	at N.C. Central (10)	W, 5-3
Feb. 27	vs. Wofford !	W, 4-3
March 1	HIGH POINT *	W, 7-2
March 2	HIGH POINT *	W, 7-6
March 3	HIGH POINT *	W, 4-1
March 5	at #5 Florida State	L, 2-9
March 6	at #5 Florida State	L, 4-10
March 9	vs. NJIT (12) ^	W, 2-1
March 10	vs. NJIT ^	W, 3-2
	vs. NJIT ^	L, 0-1
March 13	at Wofford (10)	W, 3-1
March 15	UCONN	W, 6-4
March 16	UCONN \$	L, 2-13
March 17	UCONN	W, 5-4
March 20	WOFFORD	L, 6-8
March 22	at Winthrop *	L, 1-3
March 23	at Winthrop (10) *	W, 4-3
March 24	at Winthrop *	W, 9-3
March 26	CHARLOTTE	W, 6-5
March 28	at Furman	W, 10-8
March 29	FURMAN	L, 3-8
March 30	at Furman	W, 6-2
April 2	USC UPSTATE	L, 7-13
April 5	CAMPBELL (11) *	L, 1-7
April 6	CAMPBELL *	L, 3-14
April 7	CAMPBELL *	L, 1-3
April 10	at Clemson	L, 4-5
April 12	at UNC Asheville *	W, 5-4
April 13	at UNC Asheville *	L, 2-4
April 14	at UNC Asheville *	W, 5-4
April 16	at Georgia	L, 1-10
April 19	at Charleston Southern *	L, 0-1
April 20	at Charleston Southern *	W, 8-4
April 21	at Charleston Southern *	L, 2-5
April 23	at Charlotte	W, 8-3
April 26	COASTAL CAROLINA *	L, 4-5
	COASTAL CAROLINA *	W, 5-3
April 27	COASTAL CAROLINA *	L, 0-1
May 3	at No. 5 N.C. State	L, 1-5
May 4	at No. 5 N.C. State	L, 1-8
May 5	at No. 5 N.C. State	L, 3-12
May 8	at No. 2 Vanderbilt	L, 2-5
May 10	LONGWOOD *	L, 2-6
May 11	LONGWOOD *	L, 7-9
May 12	LONGWOOD *	W, 4-0
May 14	at #12 South Carolina	L, 3-4
May 16	at Gardner-Webb *	L, 2-4
May 17	at Gardner-Webb *	L, 7-12
May 18	at Gardner-Webb *	L, 5-9

! - at McNair Field, Forest City, N.C.

^ - Flemming Stadium, Wilson, N.C.

\$ - Flour Field, Greenville, S.C.

* - Big South Conference game

HOME GAMES IN ALL CAPS

RADFORD**(30-26, 14-10 Big South)**

Head Coach: Joe Raccuia (6th year)

SID Contact: Tom Galbraith

Phone: 540-831-5726

Press Box: 540-831-6062

Email: tgalbraith@radford.edu

Feb. 15	at Jacksonville	L, 1-2
Feb. 16	at Jacksonville	W, 7-4
Feb. 17	at Jacksonville	W, 11-5
Feb. 23	at Kennesaw State	W, 5-3
	at Kennesaw State	W, 4-2
Feb. 24	at Kennesaw State	W, 3-2
Feb. 27	at #25 Virginia Tech	L, 10-14
March 1	RIDER	L, 0-13
March 2	RIDER	L, 7-15
March 3	RIDER	L, 3-5
March 8	ST. JOHN'S	L, 3-4
March 9	ST. JOHN'S	W, 5-4
March 10	ST. JOHN'S	L, 9-12
March 12	IONA	W, 12-1
	IONA	W, 10-1
March 15	VMI *	W, 8-4
March 16	VMI (10) *	W, 4-3
March 17	VMI *	L, 4-10
March 19	George Mason	L, 4-5
March 22	MARSHALL	W, 5-0
March 23	MARSHALL	W, 8-3
	MARSHALL	L, 4-5
March 29	#27 CAMPBELL *	L, 3-11
March 30	#27 CAMPBELL *	W, 5-2
	#27 CAMPBELL *	W, 3-2
April 1	at East Tennessee State	W, 4-2
April 3	at N.C. A&T	W, 13-3
April 6	WINTHROP (13) *	W, 6-5
	WINTHROP *	W, 11-7
April 7	WINTHROP *	W, 7-5
April 10	at #4 Virginia	W, 9-8
April 12	HIGH POINT (10) *	L, 5-11
April 13	HIGH POINT *	L, 6-10
April 14	HIGH POINT *	L, 3-8
April 16	JAMES MADISON	L, 6-8
April 19	at No. 26 Coastal Carolina * (15)	L, 0-1
April 20	at No. 26 Coastal Carolina *	W, 4-3
April 21	at No. 26 Coastal Carolina *	W, 5-2
April 23	EAST TENNESSEE STATE	W, 14-10
April 24	N.C. A&T	L, 6-11
April 27	at College of Charleston	W, 7-3
	at College of Charleston	L, 3-5
April 28	at College of Charleston	L, 2-8
April 30	VIRGINIA TECH	L, 3-4
May 3	at Longwood *	W, 8-4
May 4	at Longwood *	W, 10-6
May 5	at Longwood (10) *	W, 6-5
May 10	CHARLESTON SOUTHERN *	L, 7-8
May 11	CHARLESTON SOUTHERN *	W, 8-3
May 12	CHARLESTON SOUTHERN *	L, 7-13
May 16	at Liberty *	W, 6-3
May 17	at Liberty *	L, 1-3
May 18	at Liberty *	L, 1-2
May 21	at No. 5 Liberty #	W, 6-3
May 22	vs. No. 1 Campbell #	L, 3-4
May 23	at No. 5 Liberty #	L, 2-3

* - Big South Conference game

- Big South Tournament game

HOME GAMES IN ALL CAPS

UNC ASHEVILLE (16-35, 4-18 Big South)

Head Coach: Tom Smith (4rd year)
SID Contact: Matt Pellegrin
Phone: 828-251-6931
Press Box: 828-545-1121
Email: mpellegr@unca.edu

Feb. 15	vs. No. 8 Kentucky !	L, 2-9
Feb. 16	vs. Georgetown !	W, 7-4
Feb. 20	at UNC Greensboro	L, 9-10
Feb. 23	CANISIUS	L, 2-4
	CANISIUS	W, 6-4
Feb. 24	CANISIUS (11)	L, 4-6
	CANISIUS	W, 14-2
March 1	vs. VCU ^	L, 1-12
March 2	vs. Pitt (10) ^	W, 5-4
March 3	at The Citadel ^	L, 5-7
	at The Citadel ^	L, 3-5
March 5	at Georgia State	L, 3-12
March 6	at Georgia State	L, 5-13
March 8	TEMPLE	W, 6-5
March 9	TEMPLE	L, 2-7
March 10	TEMPLE	W, 5-4
March 12	WOFFORD	W, 7-5
March 13	EAST TENNESSEE STATE	L, 9-20
March 15	at Longwood *	L, 4-7
March 16	at Longwood *	L, 3-8
March 17	at Longwood *	W, 11-1
March 20	at USC Upstate	L, 8-10
March 22	#29 CAMPBELL *	L, 1-4
March 23	#29 CAMPBELL *	L, 8-12
March 24	#29 CAMPBELL *	L, 4-5
March 29	at Charleston Southern *	L, 2-6
March 30	at Charleston Southern *	L, 7-11
	at Charleston Southern *	L, 1-8
April 2	at Western Carolina	L, 9-13
April 3	WESTERN CAROLINA !	W, 15-0
April 5	at Charlotte	L, 4-8
April 6	at Charlotte	W, 6-3
April 7	at Charlotte (11)	L, 7-8
April 9	APPALACHIAN STATE !	L, 3-6
April 10	at Wofford	W, 8-5
April 12	PRESBYTERIAN COLLEGE *	L, 4-5
April 13	PRESBYTERIAN COLLEGE *	W, 4-2
April 14	PRESBYTERIAN COLLEGE *	L, 4-5
April 16	USC UPSTATE	W, 5-4
April 20	HIGH POINT *	L, 5-8
April 21	HIGH POINT * (10)	L, 2-3
April 22	HIGH POINT *	L, 6-7
April 24	WOFFORD	W, 8-7
April 26	at Gardner-Webb *	W, 7-6
April 27	at Gardner-Webb *	L, 1-5
April 28	at Gardner-Webb *	CAN
May 8	at East Tennessee State	L, 3-9
May 10	at Coastal Carolina *	L, 1-7
May 11	at Coastal Carolina (11) *	L, 2-3
May 12	at Coastal Carolina *	L, 0-3
May 16	WINTHROP *	W, 7-3
May 17	WINTHROP *	L, 2-3
May 18	WINTHROP * (12)	CAN

! - Wofford/USC Upstate Invitational
^ - Citadel Challenge
\$ - at McCormick Field - Asheville, N.C.
* - Big South Conference game
- Big South Tournament game
HOME GAMES IN ALL CAPS

VMI (20-35, 6-18 Big South)

Head Coach: Marlin Ikenberry (10th year)
SID Contact: Brad Salois
Phone: 540-464-7514
Press Box: 940-642-9865
Email: SaloisBJ@vmi.edu

Feb. 15	at Alabama	L, 3-8
Feb. 16	at Alabama	L, 5-10
Feb. 17	at Alabama	L, 4-7
Feb. 20	at Richmond	L, 4-5
Feb. 23	BUFFALO	W, 6-4
Feb. 24	BUFFALO	L, 3-10
	MARYLAND EASTERN SHORE	W, 10-1
Feb. 25	MARYLAND EASTERN SHORE	W, 17-4
Feb. 27	OLD DOMINION	L, 5-11
March 1	BINGHAMTON	W, 3-2
March 2	BINGHAMTON (12)	L, 7-9
	BINGHAMTON	L, 6-11
March 3	BINGHAMTON	W, 6-4
March 8	at Western Kentucky	L, 5-13
March 9	at Western Kentucky	L, 3-4
March 10	at Western Kentucky	L, 2-7
March 12	at James Madison	L, 8-11
March 13	at William & Mary	W, 6-2
March 15	at Radford (10) *	L, 4-8
March 16	at Radford *	L, 3-4
March 17	at Radford *	W, 10-4
March 19	NORFOLK STATE	W, 17-6
March 20	RICHMOND	W, 9-5
March 22	at Longwood *	W, 1-0
March 23	at Longwood *	L, 3-4
March 24	at Longwood *	W, 13-1
March 26	at Virginia Tech	W, 8-0
March 29	COASTAL CAROLINA (12) *	L, 2-3
March 30	COASTAL CAROLINA *	L, 1-6
	COASTAL CAROLINA (10) *	W, 10-9
April 2	JAMES MADISON	W, 9-7
April 3	at #4 Virginia	L, 6-8
April 5	VCU	W, 6-2
April 6	VCU	W, 5-4
April 7	VCU	L, 4-8
April 9	WILLIAM & MARY	W, 4-2
April 12	at Charleston Southern (10) *	W, 4-2
April 13	at Charleston Southern *	L, 4-6
April 14	at Charleston Southern *	L, 4-7
April 17	at VCU	L, 4-5
April 19	at Campbell *	L, 1-2
April 20	at Campbell *	L, 3-4
April 21	at Campbell *	L, 1-8
April 23	VIRGINIA TECH	L, 6-9
April 24	at Norfolk State	W, 9-4
April 26	LIBERTY *	L, 0-4
April 27	LIBERTY *	L, 6-11
	LIBERTY *	L, 7-13
April 30	at Old Dominion	L, 3-7
May 10	WINTHROP *	L, 1-4
May 11	WINTHROP *	W, 7-0
May 12	WINTHROP *	L, 4-5
May 16	HIGH POINT *	L, 2-6
May 17	HIGH POINT *	L, 2-6
May 18	HIGH POINT *	L, 4-6

* - Big South Conference game
HOME GAMES IN ALL CAPS

WINTHROP (21-33, 8-15 Big South)

Head Coach: Tom Riginos (3rd year)
SID Contact: Jack Frost
Phone: 803-323-2129, ext. 6045
Press Box: 803-323-2155 or 2114
Email: frostj@winthrop.edu

Feb. 15	MARYLAND EASTERN SHORE (10)	W, 2-1
Feb. 17	MARYLAND EASTERN SHORE (10)	L, 4-7
Feb. 20	at The Citadel	L, 4-6
Feb. 21	DELAWARE STATE !	W, 3-2
Feb. 23	DELAWARE STATE !	L, 0-5
	DELAWARE STATE !	L, 5-6
Feb. 24	EASTERN KENTUCKY !	L, 6-7
Feb. 27	at Clemson (11)	W, 3-2
March 1	at Central Florida	L, 0-3
March 2	at Central Florida	L, 7-12
March 3	at Central Florida	L, 6-7
March 5	THE CITADEL	L, 1-3
March 8	PENN	L, 4-6
March 9	PENN	L, 0-7
March 10	PENN	W, 5-2
March 12	at East Tennessee State	W, 2-1
March 15	RHODE ISLAND	L, 0-4
March 16	RHODE ISLAND	L, 2-4
March 17	RHODE ISLAND	L, 1-2
March 20	EAST TENNESSEE STATE	W, 3-2
March 22	PRESBYTERIAN COLLEGE *	W, 3-1
March 23	PRESBYTERIAN COLLEGE (10) *	L, 3-4
March 24	PRESBYTERIAN COLLEGE *	L, 3-9
March 26	DAVIDSON	W, 8-4
March 27	at #1 North Carolina	L, 2-6
March 29	GARDNER-WEBB *	L, 1-5
March 30	GARDNER-WEBB *	L, 4-7
	GARDNER-WEBB *	W, 4-2
April 2	WOFFORD	W, 6-1
April 6	at Radford (13) *	L, 5-6
	at Radford *	L, 7-11
April 7	at Radford *	L, 5-7
April 9	at Charlotte	W, 6-5
April 10	FURMAN	W, 13-4
April 12	COASTAL CAROLINA (11) *	L, 2-3
April 13	COASTAL CAROLINA *	L, 2-13
April 14	COASTAL CAROLINA *	L, 3-4
April 16	at Davidson	W, 5-3
April 17	CHARLOTTE	W, 11-2
April 19	at Liberty *	W, 3-2
April 20	at Liberty *	L, 1-4
April 21	at Liberty *	L, 1-3
April 23	WAKE FOREST	L, 2-10
April 30	vs Wofford \$	L, 3-7
May 1	at Furman	L, 1-6
May 3	CHARLESTON SOUTHERN *	W, 8-3
May 4	CHARLESTON SOUTHERN *	L, 3-6
	CHARLESTON SOUTHERN *	W, 3-1
May 10	at VMI *	W, 4-1
May 11	at VMI *	L, 0-7
May 12	at VMI *	W, 5-4
May 14	at Wake Forest	W, 5-2
May 16	at UNC Asheville *	L, 3-7
May 17	at UNC Asheville * (12)	W, 3-2
May 18	at UNC Asheville *	CAN

! - Winthrop Classic
\$ - Flour Field, Greenville, S.C.
* - Big South Conference game
HOME GAMES IN ALL CAPS

BIG SOUTH VS. 2013 DIVISION I OPPONENTS

America East	7-2
Hartford	4-0
Stony Brook	1-0
Binghamton	2-2
Atlantic 10	10-10-1
Dayton	1-0-1
Richmond	2-1
Charlotte	5-4
VCU	2-3
Rhode Island	0-3
Atlantic Coast	10-33
Georgia Tech	2-1
Duke	3-2
Clemson	1-3
Wake Forest	2-4
Virginia Tech	1-6
Virginia	1-3
North Carolina State	0-4
Florida State	0-2
North Carolina	0-6
Maryland	0-2
Atlantic Sun	12-10
Kennesaw State	3-0
Jacksonville	2-1
USC Upstate	4-5
East Tennessee State	4-2
North Florida	0-2
Big 10	6-3
Penn State	3-0
Michigan	2-0
Ohio State	1-2
Indiana	0-1
Big 12	1-1
Kansas State	1-1
Big East	8-4
Georgetown	1-0
Pitt	1-0
Temple	3-1
UConn	2-1
West Virginia	1-2
Colonial	16-20
James Madison	4-5
George Mason	3-1
Towson	1-0
William & Mary	4-4
UNC Wilmington	2-3
Old Dominion	2-4
Georgia State	0-3
Conference USA	6-7
East Carolina	3-1
Marshall	2-1
Tulane	1-2
Central Florida	0-3
Great West	2-1
NJIT	2-1
IVY	2-2
Harvard	1-0
Penn	1-2
MAAC	13-12
Iona	2-0
Siena	4-1
Canisius	3-5
Marist	1-1
Fairfield	1-2
Rider	2-3
MAC	6-5
Ball State	1-0
Akron	1-0
Eastern Michigan	1-1
Ohio	1-1
Buffalo	2-3

MEAC	24-13
N.C. Central	8-3
N.C. A&T	5-3
Norfolk State	3-0
Savannah State	4-4
Maryland Eastern Shore	3-1
Delaware State	1-2
Moutain West	3-0
Air Force	3-0
NEC	8-1
LIU Brooklyn	3-0
Fairleigh Dickenson	3-0
Central Connecticut State	2-1
OVC	5-7
Morehead State	3-1
Eastern Kentucky	2-2
Jacksonville State	0-1
Western Kentucky	0-3
Patriot	5-0
Lafayette	3-0
Army	2-0
Southern	23-31
Davidson	2-0
Wofford	5-3
The Citadel	4-7
Western Carolina	2-4
Furman	3-5
Elon	2-2
College of Charleston	3-5
Appalachian State	1-3
UNC Greensboro	1-1
Georgia Southern	0-1
Southland	3-0
New Orleans	3-0
SEC	4-13
Tennessee	1-0
South Carolina	2-4
Georgia	1-3
Vanderbilt	0-1
Kentucky	0-2
Alabama	0-3
Sunbelt	1-0
Florida Atlantic	1-0
West Coast	0-2
San Diego	0-2

vs. NCAA DIVISION I OPPONENTS
(176-177-1, .498)

2013 PRESEASON POLL

As predicted by the League's head coaches prior to the season, Liberty was picked to finish first in the North Division, while Coastal Carolina was picked to take the No. 1 spot in the South Division. Below are the preseason poll results, with first-place votes in parentheses:

North Division

1. Liberty (7).....	67
2. Campbell (6).....	55
3. High Point (4).....	53
4. Radford.....	39
5. VMI.....	22
6. Longwood.....	16

South Division

1. Coastal Carolina (12).....	72
2. Gardner-Webb.....	48
3. Charleston Southern.....	42
4. Winthrop.....	36
5. UNC Asheville.....	28
6. Presbyterian College.....	26

PRESEASON Co-PLAYERS OF THE YEAR

Michael Felton, Sr., 2B, Campbell

Jeff Kemp, R-Sr., SS, Radford

PRESEASON PITCHER OF THE YEAR

Aaron Burke, Sr., RHP, Coastal Carolina

BIG SOUTH ON ESPN3

ESPN3 will televise six Big South Baseball games this season. Below is a look at the games that will appear...

Date	Event	Time
April 12	Longwood @ Campbell.....	5:00pm
April 19	Radford @ Coastal Carolina.....	6:00pm
April 26	UNC Asheville @ Gardner-Webb ..	6:00pm
May 3	Charleston Souther @ Winthrop ..	6:00pm
May 17	High Point @ VMI.....	6:00pm
May 25	Big South Championship Game....	4:00pm



ESPN 3

2013 BIG SOUTH BASEBALL CHAMPIONSHIP BRACKET • TUES.-SAT., MAY 21-25, 2013

Tuesday, May 21
Games 1-4

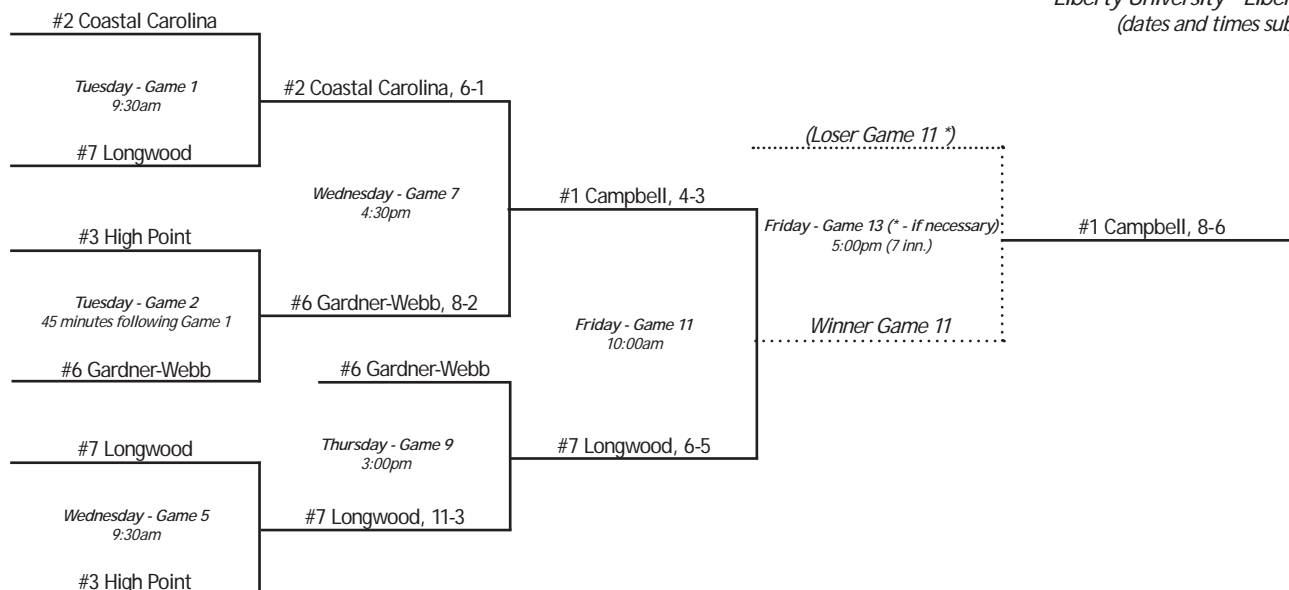
Wednesday, May 22
Games 5-8

Thursday, May 23
Games 9-10

Friday, May 24
Games 11-12 (13-14)

Saturday, May 25
Championship Game

BRACKET ONE



2013 Big South Baseball Championship Bracket

May 21-25, 2013
Liberty University - Liberty Baseball Stadium
(dates and times subject to change)

BIG SOUTH TOURNAMENT CHAMPIONSHIP GAME

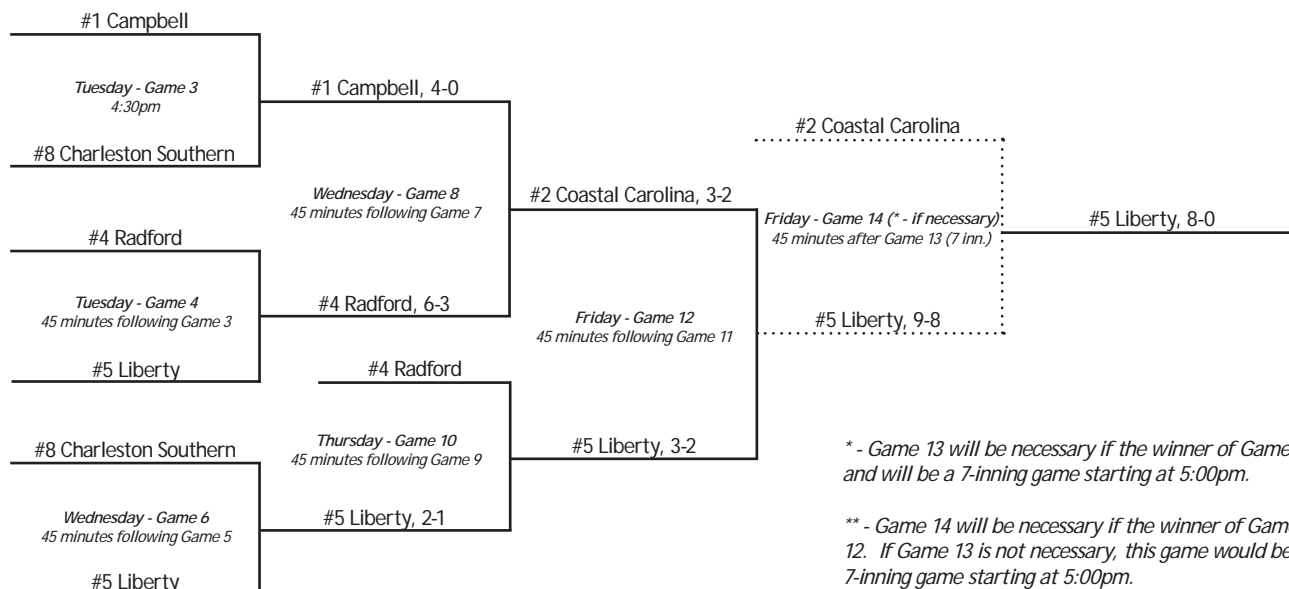
Saturday - 4:00pm

ESPN 3

#5 Liberty, 2-1

2013 Big South
Baseball Champion

BRACKET TWO



* - Game 13 will be necessary if the winner of Game 9 also wins Game 11 and will be a 7-inning game starting at 5:00pm.

** - Game 14 will be necessary if the winner of Game 10 also wins Game 12. If Game 13 is not necessary, this game would be Game 13 and will be a 7-inning game starting at 5:00pm.

*** - If both bracket winners are undefeated, there will be no night games on Friday and the Championship game will be the 13th game, which will be played on Saturday. Game time is 4:00pm but may change due to TV.

2013 BIG SOUTH BASEBALL STATISTICS
(ALL GAMES)

TEAM BATTING	G	Avg	OBpct	Slug	AB	R	H	2B	3B	HR	RBI	BB	SO	SB	SBA	S	SF
1. Campbell.....	59	.314	.404	.421	1986	419	623	101	20	24	370	205	261	130	165	42	42
2. High Point.....	58	.296	.365	.374	2064	321	611	105	10	12	291	174	310	32	52	60	27
3. Charleston Southern.	56	.287	.342	.370	1934	279	555	86	4	22	249	140	332	33	49	44	14
4. VMI.....	55	.279	.367	.385	1875	290	523	103	19	19	259	223	428	84	122	50	32
5. UNC Asheville.....	51	.275	.349	.369	1788	257	491	95	8	19	226	175	389	29	45	34	17
6. Longwood.....	54	.273	.322	.391	1838	251	501	115	9	28	225	118	391	47	70	35	22
7. Radford.....	56	.272	.357	.359	1925	317	524	85	14	18	265	183	384	71	106	47	21
8. Coastal Carolina....	58	.271	.370	.354	1920	285	520	81	9	20	250	258	305	58	95	75	25
9. Liberty.....	61	.266	.343	.373	2062	305	549	98	13	32	277	191	368	83	105	23	24
10.Gardner-Webb.....	57	.261	.342	.361	1924	272	503	111	7	22	241	183	390	80	114	30	15
11.Presbyterian College	56	.253	.321	.333	1866	224	472	79	10	17	191	155	334	55	78	51	17
12.Winthrop.....	54	.239	.307	.301	1817	196	435	60	5	14	176	142	368	23	38	41	14

TEAM PITCHING	G	ERA	BAvg	W	L	IP	H	R	ER	BB	SO	CG	HR	ShO	SV	BB/9	SO/9
1. Campbell.....	59	2.63	.238	49	10	531.0	469	191	155	191	423	3	10	6	15	3.24	7.17
2. Coastal Carolina....	58	3.16	.256	37	21	532.2	512	242	187	218	446	0	15	4	18	3.68	7.54
3. Gardner-Webb.....	57	3.35	.259	29	27	513.1	503	242	191	176	410	7	19	4	8	3.09	7.19
4. Winthrop.....	54	3.76	.270	21	33	483.0	505	251	202	146	387	3	20	0	10	2.72	7.21
5. High Point.....	58	3.91	.270	29	29	524.2	538	300	228	203	415	3	18	3	13	3.48	7.12
6. Liberty.....	61	4.06	.261	34	27	532.1	529	289	240	229	376	7	20	4	12	3.87	6.36
7. Presbyterian College	56	4.40	.271	24	32	489.1	498	282	239	174	292	9	23	2	9	3.20	5.37
8. VMI.....	55	4.51	.274	20	35	487.1	517	313	244	182	337	3	23	3	6	3.36	6.22
9. Radford.....	56	4.70	.281	30	26	501.2	552	303	262	180	301	2	31	1	17	3.23	5.40
10.Longwood.....	54	4.79	.285	26	28	471.2	529	294	251	192	260	5	18	0	12	3.66	4.96
11.Charleston Southern.	56	4.94	.281	22	34	477.0	524	323	262	237	381	2	31	2	10	4.47	7.19
12.UNC Asheville.....	51	5.41	.291	16	35	444.0	499	328	267	220	302	1	25	1	6	4.46	6.12

INDIVIDUAL BATTING																			
Min 2.5 AB/Team game	CL	G	Avg	OBpct	Slug	AB	R	H	2B	3B	HR	RBI	BB	SO	SB	SBA	S	SF	

1. DICKINSON, Rob-VMI.....	SR	52	.399	.461	.596	198	34	79	12	3	7	46	18	18	15	20	0	5	
2. GRAHAM, Brent-CAM.....	SR	57	.374	.472	.495	190	57	71	11	3	2	37	30	28	15	19	10	5	
3. FELTON, Michael-CAM.....	SR	59	.371	.421	.473	224	49	83	15	1	2	53	14	14	13	16	4	10	
4. ISON, Bobby-CSU.....	SO	56	.367	.414	.485	229	39	84	14	2	3	27	16	11	9	12	6	1	
5. OLSON, David-CAM.....	SR	57	.347	.467	.444	196	45	68	10	0	3	37	20	34	2	6	2	0	
6. RETZ, Ryan-HPU.....	SR	58	.347	.433	.509	222	42	77	18	0	6	39	26	22	0	3	1	3	
7. TOMASOVICH, Alex-CSU.....	JR	56	.343	.427	.435	207	41	71	13	0	2	20	27	17	8	8	4	2	
8. PERRITT, Ashton-LIBER.....	SO	36	.338	.386	.503	157	29	53	4	2	6	17	9	32	16	19	0	1	
9. WINN, Matt-VMI.....	SO	52	.333	.449	.458	153	16	51	11	1	2	18	19	38	0	0	7	1	
10.DICKASON, Matt-LU.....	JR	46	.331	.367	.414	181	26	60	13	1	0	18	11	13	2	3	1	3	

INDIVIDUAL PITCHING																					
Min	1.0	IP/Team	game	CL	G	GS	ERA	BAvg	W-L	IP	H	R	ER	BB	SO	CG	HR	ShO	SV	BB/9	SO/9
<hr/>																					
1.	THOMPSON, Ryan-CAM.....			JR	31	0	0.88	.201	9-1	71.2	51	9	7	15	57	0	1	0	10	1.88	7.16
2.	BOWERS, Heath-CAM.....			SO	15	14	1.69	.223	9-0	90.1	75	27	17	22	80	1	1	1	0	2.19	7.97
3.	MATTES, Ryan-CAM.....			SR	16	16	1.94	.251	8-3	106.2	101	31	23	18	76	2	3	1	0	1.52	6.41
4.	CONNOLLY, Ryan-COAST.....			SR	30	1	2.10	.200	6-4	77.0	54	20	18	20	66	0	5	0	11	2.34	7.71
5.	SMITH, Ben-COAST.....			SO	15	15	2.19	.217	5-3	86.1	68	27	21	49	78	0	1	0	0	5.11	8.13
6.	RICHARDSON, Josh-LIBER....			JR	22	7	2.45	.244	3-4	62.1	60	25	17	18	47	2	0	1	2	2.60	6.79
	SCARBOROUGH, Conne-GWU....			SR	27	4	2.45	.290	1-6	58.2	67	24	16	9	41	0	1	0	1	1.38	6.29
8.	HERNDON, Carson-LIBER.....			SO	12	11	2.73	.273	3-5	62.2	62	20	19	26	37	1	3	0	0	3.73	5.31
9.	BACH, Connor-VMI.....			JR	13	13	2.81	.208	2-4	83.1	62	31	26	35	45	1	5	0	0	3.78	4.86
10.	FRAUDIN, Matt-GWU.....			SO	16	15	2.88	.206	8-5	106.1	76	36	34	40	96	3	7	0	0	3.39	8.13

HITS	CL	G	H	H/G	RUNS SCORED	CL	G	R	R/G
1. ISON, Bobby-CSU.....	SO	56	84	1.50	1. McQUOWN, Ben-CAM.....	SR	59	65	1.10
2. FELTON, Michael-CAM.....	SR	59	83	1.41	2. GRAHAM, Brent-CAM.....	SR	57	57	1.00
3. DICKINSON, Rob-VMI.....	SR	52	79	1.52	3. MEDINA, Willie-HPU.....	SR	58	51	.88
4. RETZ, Ryan-HPU.....	SR	58	77	1.33	4. FELTON, Michael-CAM.....	SR	59	49	.83
5. AANDERUD, Bryan-LIBER....	SR	61	76	1.25	5. Gardiner, Josh-RAD.....	SO	53	47	.89
6. McQUOWN, Ben-CAM.....	SR	59	73	1.24	6. OLSON, David-CAM.....	SR	57	45	.79
7. SPANO, Josh-HPU.....	SO	55	71	1.29	TARSOVICH, Jordan-VMI.....	JR	55	45	.82
TOMASOVICH, Alex-CSU.....	JR	56	71	1.27	8. BLACKMAN, Ted-COAST.....	SR	54	44	.81
GRAHAM, Brent-CAM.....	SR	57	71	1.25	9. NAZZARO, JJ-GWU.....	JR	56	43	.77
10.MEDINA, Willie-HPU.....	SR	58	70	1.21	10.RETZ, Ryan-HPU.....	SR	58	42	.72

HOME RUNS	CL	G	HR	HR/G	DOUBLES	CL	G	2B	2B/G
1. Kemp, Jeff-RAD.....	SO	45	10	.22	1. COLLINS, Brad-GWU.....	SR	56	27	.48
2. CHONG, Nathan-PC.....	JR	51	8	.16	2. JACKSON, Benji-GWU.....	SR	56	19	.34
3. DICKINSON, Rob-VMI.....	SR	52	7	.13	3. RETZ, Ryan-HPU.....	SR	58	18	.31
GRAUER, Danny-LIBER.....	JR	52	7	.13	OWENS, Alex-LU.....	JR	54	18	.33
TRAIL, Elijah-CAM.....	JR	59	7	.12	5. WASHINGTON, Kyri-LU.....	FR	54	17	.31
6 tied with 6 home run(s)					6. WIMMER, Trey-LIBER.....	SR	60	16	.27
					TARSOVICH, Jordan-VMI.....	JR	55	16	.29
					8. FELTON, Michael-CAM.....	SR	59	15	.25
					9. ANGELIS, Spencer-HPU.....	SO	53	14	.26
					ISON, Bobby-CSU.....	SO	56	14	.25

Hitting minimums - Must appear in 75% of Team's Games and 3.0 TPA/Game

GAMES STARTED	CL	App	GS	W	L	Sv
1. MATTES, Ryan-CAM.....	SR	16	16	8	3	0
2. GUNTHER, Ryan-CSU.....	SR	15	15	7	5	0
SMITH, Ben-COAST.....	SO	15	15	5	3	0
FRAUDIN, Matt-GWU.....	SO	16	15	8	5	0
Boyle, Michael-RAD.....	FR	15	15	5	3	0
BARNETT, Andrew-GWU.....	JR	15	15	5	3	0
Costello, Tyler-RAD.....	SO	15	15	7	4	0
10 tied with 14 game(s) started						

2013 BIG SOUTH BASEBALL STATISTICS
Pitching minimums - 1.0 IP/Game

SHUTOUTS	CL	G	ShO
1. BARNETT, Andrew-GWU.....	JR	15	2
2. RICHARDSON, Josh-LIBER....	JR	22	1
MATTES, Ryan-CAM.....	SR	16	1
GARRETT, Reed-VMI.....	SO	18	1
RETZ, Ryan-HPU.....	SR	11	1
LIGHTON, T.J.-VMI.....	FR	13	1
HEILIGENSTADT, Eri-GWU....	SO	12	1
FULGHUM, Blake-LIBER.....	JR	11	1
BOWERS, Heath-CAM.....	SO	15	1

COMPLETE GAMES	CL	App	GS	CG	W	L
1. JETER, Bud-PC.....	JR	14	14	7	5	7
2. VICK, Brandon-LU.....	SO	14	13	3	6	5
FRAUDIN, Matt-GWU.....	SO	16	15	3	8	5
LAMBERT, Trey-LIBER.....	JR	14	14	3	7	3
8 tied with 2 complete game(s)						

OPP. BATTING AVERAGE	CL	G	AB	H	AVG.
1. CONNOLLY, Ryan-COAST.....	SR	30	270	54	.200
2. THOMPSON, Ryan-CAM.....	JR	31	254	51	.201
3. FRAUDIN, Matt-GWU.....	SO	16	369	76	.206
4. SCHULTZ, Jaime-HPU.....	JR	14	202	42	.208
5. BACH, Connor-VMI.....	JR	13	298	62	.208
6. SMITH, Ben-COAST.....	SO	15	313	68	.217
7. BOWERS, Heath-CAM.....	SO	15	337	75	.223
8. LAMANDO, Seth-COAST.....	FR	23	231	53	.229
9. ROY, Brooks-LIBER.....	SR	15	331	78	.236
10.LAMBERT, Trey-LIBER.....	JR	14	292	69	.236

TEAM FIELDING	PO	A	E	Pct	DP	SBA-ATT
1. Liberty.....	1597	597	58	.974	37	25-49
2. Radford.....	1504	621	57	.974	51	48-65
3. Presbyterian College	1468	559	59	.972	49	72-90
4. Winthrop.....	1449	564	63	.970	36	113-134
5. Campbell.....	1593	588	69	.969	48	57-70
6. Gardner-Webb.....	1540	649	70	.969	46	60-90
7. Coastal Carolina....	1598	621	75	.967	52	44-73
8. Charleston Southern.	1431	589	75	.964	43	92-115
9. Longwood.....	1415	626	76	.964	40	104-129
10.High Point.....	1574	598	98	.957	50	34-69
11.VMI.....	1462	574	92	.957	42	39-65
12.UNC Asheville.....	1332	633	89	.957	42	62-85

2013 BIG SOUTH BASEBALL STATISTICS
(BIG SOUTH GAMES ONLY)

TEAM BATTING	G	Avg	OBpct	Slug	AB	R	H	2B	3B	HR	RBI	BB	SO	SB	SBA	S	SF
1. High Point.....	24	.313	.374	.383	851	129	266	41	2	5	117	69	118	14	22	32	14
2. Campbell.....	24	.286	.365	.364	819	125	234	30	8	6	106	68	114	27	43	27	13
3. Presbyterian College	24	.282	.344	.367	799	95	225	39	4	7	81	69	145	26	37	27	7
4. Charleston Southern.	24	.279	.332	.367	817	111	228	37	1	11	97	57	145	14	24	17	4
5. Radford.....	24	.274	.353	.360	859	128	235	43	5	7	106	77	170	36	54	23	7
6. Coastal Carolina....	24	.267	.366	.353	814	116	217	28	6	10	99	113	125	18	30	34	14
7. UNC Asheville.....	22	.264	.324	.340	792	86	209	33	3	7	79	59	178	12	22	16	6
8. Liberty.....	24	.255	.328	.347	809	110	206	33	6	10	94	69	143	41	50	11	6
9. Longwood.....	24	.254	.296	.344	800	92	203	40	1	10	82	47	188	14	25	21	9
10.VMI.....	24	.249	.333	.326	815	97	203	36	3	7	83	85	201	33	48	25	9
11.Gardner-Webb.....	23	.248	.330	.327	759	106	188	40	1	6	94	71	156	27	38	12	6
12.Winthrop.....	23	.229	.287	.287	776	76	178	31	4	2	68	52	153	11	14	17	7

TEAM PITCHING	G	ERA	BAvg	W	L	IP	H	R	ER	BB	SO	CG	HR	ShO	SV	BB/9	SO/9
1. Coastal Carolina....	24	2.25	.237	18	6	227.2	195	72	57	80	198	0	5	3	9	3.16	7.83
2. Campbell.....	24	2.29	.243	19	5	220.0	201	70	56	66	165	2	3	1	7	2.70	6.75
3. High Point.....	24	2.88	.243	15	9	219.0	192	98	70	80	198	0	5	1	6	3.29	8.14
4. Gardner-Webb.....	23	3.28	.270	12	11	206.0	207	92	75	54	159	5	3	1	5	2.36	6.95
5. Liberty.....	24	3.72	.246	13	11	212.2	196	98	88	71	165	4	6	1	4	3.00	6.98
6. Winthrop.....	23	3.77	.287	8	15	210.1	233	112	88	54	147	2	6	0	3	2.31	6.29
7. Charleston Southern.	24	4.07	.268	11	13	208.0	212	115	94	78	163	0	8	1	5	3.38	7.05
8. Radford.....	24	4.07	.294	14	10	225.2	262	131	102	75	131	0	8	0	8	2.99	5.22
9. Presbyterian College	24	4.20	.273	10	14	212.0	218	113	99	51	133	7	8	1	2	2.17	5.65
10.VMI.....	24	4.38	.267	6	18	215.2	220	123	105	72	130	2	14	2	2	3.00	5.43
11.Longwood.....	24	4.44	.286	12	12	213.0	238	125	105	74	108	2	7	0	5	3.13	4.56
12.UNC Asheville.....	22	4.73	.287	4	18	199.2	218	122	105	81	139	0	15	0	1	3.65	6.27

INDIVIDUAL BATTING	CL	G	Avg	OBpct	Slug	AB	R	H	2B	3B	HR	RBI	BB	SO	SB	SBA	S	SF
Min 2.5 AB/Team game																		
1. DICKINSON, Rob-VMI.....	SR	22	.405	.484	.595	79	10	32	4	1	3	20	11	13	5	6	0	2
2. FELTON, Michael-CAM.....	SR	24	.372	.450	.415	94	19	35	4	0	0	14	9	7	4	5	3	2
3. SPANO, Josh-HPU.....	SO	22	.366	.419	.430	93	15	34	3	0	1	14	7	11	1	1	1	2
4. HAGAMAN, Zack-CSU.....	JR	20	.365	.397	.581	74	18	27	4	0	4	19	4	17	0	2	1	0
MCDERMOTT, Dane-HPU.....	SO	24	.365	.402	.405	74	11	27	3	0	0	6	3	9	1	2	1	2
6. OLSON, David-CAM.....	SR	24	.364	.456	.466	88	13	32	3	0	2	19	7	22	1	2	2	0
7. Reavis, Josh-RAD.....	JR	24	.351	.419	.383	94	14	33	3	0	0	9	10	18	1	2	1	0
8. SHELTON, Chase-CSU.....	SO	24	.349	.406	.453	86	12	30	6	0	1	15	6	10	1	3	0	1
9. ANGELIS, Spencer-HPU.....	SO	24	.348	.417	.427	89	16	31	7	0	0	11	11	11	0	0	2	2
10.RETZ, Ryan-HPU.....	SR	24	.344	.438	.505	93	21	32	6	0	3	15	14	9	0	2	0	2

INDIVIDUAL PITCHING	CL	G	GS	ERA	BAvg	W-L	IP	H	R	ER	BB	SO	CG	HR	ShO	SV	BB/9	SO/9
Min 1.0 IP/Team game																		
1. THOMPSON, Ryan-CAM.....	JR	14	0	0.23	.165	6-0	38.1	21	1	1	10	22	0	0	0	5	2.35	5.17
2. CONNOLLY, Ryan-COAST.....	SR	13	0	1.01	.202	4-1	35.2	24	5	4	10	31	0	1	0	6	2.52	7.82
3. MATTES, Ryan-CAM.....	SR	8	8	1.27	.269	3-2	56.2	58	13	8	8	43	1	0	0	0	1.27	6.83
4. SCARBOROUGH, Conne-GWU....	SR	10	0	1.90	.301	0-2	23.2	28	7	5	2	14	0	0	0	1	.76	5.32
5. HERNDON, Carson-LIBER.....	SO	6	5	2.06	.246	2-2	35.0	30	9	8	13	26	1	0	0	0	3.34	6.69
6. CEDANO, Hector-CAM.....	JR	8	7	2.21	.237	4-1	40.2	36	12	10	15	32	0	0	0	0	3.32	7.08
7. SMITH, Ben-COAST.....	SO	8	8	2.36	.176	2-1	49.2	30	15	13	32	45	0	1	0	0	5.80	8.15
8. NEWBERRY, Jacob-HPU.....	SR	8	8	2.56	.278	3-1	52.2	55	19	15	16	45	0	3	0	0	2.73	7.69
9. MYERS, Aaron-LU.....	SO	13	3	2.61	.244	2-1	48.1	44	16	14	11	35	0	1	0	5	2.05	6.52
10.BACH, Connor-VMI.....	JR	8	8	2.70	.222	1-2	56.2	46	19	17	19	26	1	4	0	0	3.02	4.13

HITS	CL	G	H	H/G	RUNS SCORED	CL	G	R	R/G
1. ISON, Bobby-CSU.....	SO	24	35	1.46	1. RETZ, Ryan-HPU.....	SR	24	21	.88
FELTON, Michael-CAM.....	SR	24	35	1.46	GRAHAM, Brent-CAM.....	SR	22	21	.95
3. SPANO, Josh-HPU.....	SO	22	34	1.55	3. PRESTON, Aaron-PC.....	SR	24	20	.83
4. Reavis, Josh-RAD.....	JR	24	33	1.38	4. MEDINA, Willie-HPU.....	SR	24	19	.79
5. RETZ, Ryan-HPU.....	SR	24	32	1.33	Gardiner, Josh-RAD.....	SO	21	19	.90
OLSON, David-CAM.....	SR	24	32	1.33	FELTON, Michael-CAM.....	SR	24	19	.79
DICKINSON, Rob-VMI.....	SR	22	32	1.45	COLEMAN, Scott-GWU.....	JR	20	19	.95
8. LIZANICH, Jay-PC.....	SO	24	31	1.29	BLACKMAN, Ted-COAST.....	SR	23	19	.83
BURKETT, Scott-LU.....	JR	24	31	1.29	9. WIMMER, Trey-LIBER.....	SR	23	18	.78
ANGELIS, Spencer-HPU.....	SO	24	31	1.29	HAGAMAN, Zack-CSU.....	JR	20	18	.90

HOME RUNS	CL	G	HR	HR/G	DOUBLES	CL	G	2B	2B/G
1. Kemp, Jeff-RAD.....	SO	17	5	.29	1. COLLINS, Brad-GWU.....	SR	23	12	.52
CHONG, Nathan-PC.....	JR	21	5	.24	2. TARSOVICH, Jordan-VMI....	JR	24	8	.33
3. HAGAMAN, Zack-CSU.....	JR	20	4	.20	ZEBEDIS, Brad-PC.....	JR	24	8	.33
8 tied with 3 home run(s)					4. Kemp, Jeff-RAD.....	SO	17	7	.41
					DOLAN, Cody-WUBB.....	JR	23	7	.30
					JACKSON, Benji-GWU.....	SR	22	7	.32
					OWENS, Alex-LU.....	JR	24	7	.29
					ANGELIS, Spencer-HPU.....	SO	24	7	.29
					WASHINGTON, Kyri-LU.....	FR	24	7	.29
					7 tied with 6 double(s)				

2013 BIG SOUTH BASEBALL STATISTICS
(BIG SOUTH GAMES ONLY)

TRIPLES	CL	G	3B	3B/G
1. Gardiner, Josh-RAD.....	SO	21	2	.10
GRAHAM, Brent-CAM.....	SR	22	2	.09
BRITT, Dalton-LIBER.....	FR	24	2	.08
DELUCIA, Michael-CAM.....	SR	24	2	.08
McQUOWN, Ben-CAM.....	SR	24	2	.08
PAUL, Brandon-PC.....	JR	24	2	.08

32 tied with 1 triple(s)

STOLEN BASES	CL	G	SB	SB/G
1. CORDELL, Ryan-LIBER.....	JR	24	16	.67
2. Gardiner, Josh-RAD.....	SO	21	12	.57
3. McQUOWN, Ben-CAM.....	SR	24	10	.42
4. HODGE, Ryan-GWU.....	SO	23	8	.35
ANGUS, Brandon-VMI.....	SO	24	8	.33
PAXTON, Nick-LIBER.....	JR	19	8	.42
7. PRESTON, Aaron-PC.....	SR	24	7	.29
NAZZARO, JJ-GWU.....	JR	22	7	.32
Coia, Chris-RAD.....	FR	24	7	.29
TARSOVICH, Jordan-VMI.....	JR	24	7	.29

WALKS	CL	G	BB	BB/G
1. BLACKMAN, Ted-COAST.....	SR	23	19	.83
2. JACKSON, Benji-GWU.....	SR	22	16	.73
3. HERING, Colin-COAST.....	JR	24	15	.63
4. RETZ, Ryan-HPU.....	SR	24	14	.58
5. TARSOVICH, Jordan-VMI.....	JR	24	13	.54
TOMASOVICH, Alex-CSU.....	JR	24	13	.54
Gardiner, Josh-RAD.....	SO	21	13	.62
PRESTON, Aaron-PC.....	SR	24	13	.54
BUCCILLI, Alex-COAST.....	SR	23	13	.57
Kemp, Jeff-RAD.....	SO	17	13	.76

WINS	CL	G	W-L
1. THOMPSON, Ryan-CAM.....	JR	14	6-0
2. GUNTHER, Ryan-CSU.....	SR	9	5-2
VICK, Brandon-LU.....	SO	8	5-2
4. AVIDON, Jared-HPU.....	SR	8	4-1
CONNOLLY, Ryan-COAST.....	SR	13	4-1
CEDANO, Hector-CAM.....	JR	8	4-1
BARNETT, Andrew-GWU.....	JR	8	4-2
ROY, Brooks-LIBER.....	SR	8	4-4
MORGAN, Kyler-LU.....	SR	8	4-4

12 tied with 3 victory(s)

STRIKEOUTS	CL	G	SO	SO/G
1. FRAUDIN, Matt-GWU.....	SO	8	57	8.60
2. JETER, Bud-PC.....	JR	8	51	7.25
3. BARNETT, Andrew-GWU.....	JR	8	48	8.70
4. PIERPONT, Matt-WUBB.....	SR	8	46	7.26
5. ROLAND, Dean-AVL.....	JR	8	45	7.19
NEWBERRY, Jacob-HPU.....	SR	8	45	7.69
SCHROFF, Tory-CSU.....	JR	8	45	7.84
SMITH, Ben-COAST.....	SO	8	45	8.15
SCHULTZ, Jaime-HPU.....	JR	8	45	8.50

2 tied with 43 strikeout(s)

RUNS BATTED IN	CL	G	RBI	RBI/G
1. GRAUER, Danny-LIBER.....	JR	23	22	.96
2. COLLINS, Brad-GWU.....	SR	23	20	.87
DICKINSON, Rob-VMI.....	SR	22	20	.91
4. HAGAMAN, Zack-CSU.....	JR	20	19	.95
OLSON, David-CAM.....	SR	24	19	.79
6. TRAIL, Elijah-CAM.....	JR	24	17	.71
BURKETT, Scott-LU.....	JR	24	17	.71
8. RETZ, Ryan-HPU.....	SR	24	15	.63
SHELTON, Chase-CSU.....	SO	24	15	.63

5 tied with 14 RBI(s)

TOTAL BASES	CL	G	TB	TB/G
1. ISON, Bobby-CSU.....	SO	24	49	2.04
2. COLLINS, Brad-GWU.....	SR	23	47	2.04
DICKINSON, Rob-VMI.....	SR	22	47	2.14
RETZ, Ryan-HPU.....	SR	24	47	1.96
5. HAGAMAN, Zack-CSU.....	JR	20	43	2.15
6. CHONG, Nathan-PC.....	JR	21	42	2.00
BLACKMAN, Ted-COAST.....	SR	23	42	1.83
BURKETT, Scott-LU.....	JR	24	42	1.75
MAY, Jacob-COAST.....	JR	24	42	1.75
10.OLSON, David-CAM.....	SR	24	41	1.71

ON BASE PERCENTAGE	CL	G	AB	H	BB	HBP	SF	OB%
1. DICKINSON, Rob-VMI.....	SR	22	79	32	11	3	2	.484
2. BUCCILLI, Alex-COAST.....	SR	23	69	23	13	4	0	.465
3. OLSON, David-CAM.....	SR	24	88	32	7	8	0	.456
4. FELTON, Michael-CAM.....	SR	24	94	35	9	6	2	.450
5. JACKSON, Benji-GWU.....	SR	22	76	24	16	2	0	.447
6. BLACKMAN, Ted-COAST.....	SR	23	82	26	19	2	3	.443
7. WINN, Matt-VMI.....	SO	24	72	22	12	5	0	.438
8. RETZ, Ryan-HPU.....	SR	24	93	32	14	3	2	.438
9. GRAUER, Danny-LIBER.....	JR	23	76	25	9	5	0	.433
10.Reavis, Josh-RAD.....	JR	24	94	33	10	1	0	.419

SLUGGING PERCENTAGE	CL	G	AB	H	2B	3B	HR	SLUG%
1. DICKINSON, Rob-VMI.....	SR	22	79	32	4	1	3	.595
2. HAGAMAN, Zack-CSU.....	JR	20	74	27	4	0	4	.581
3. COLLINS, Brad-GWU.....	SR	23	88	26	12	0	3	.534
4. CHONG, Nathan-PC.....	JR	21	79	23	4	0	5	.532
5. GRAUER, Danny-LIBER.....	JR	23	76	25	4	1	3	.526
6. BLACKMAN, Ted-COAST.....	SR	23	82	26	5	1	3	.512
7. RETZ, Ryan-HPU.....	SR	24	93	32	6	0	3	.505
8. ISON, Bobby-CSU.....	SO	24	102	35	6	1	2	.480
9. OLSON, David-CAM.....	SR	24	88	32	3	0	2	.466
10.LACY, Justin-LU.....	SR	21	65	17	2	1	3	.462

INNINGS PITCHED	CL	G	IP	IP/G
1. JETER, Bud-PC.....	JR	8	63.1	7.92
2. FRAUDIN, Matt-GWU.....	SO	8	59.2	7.46
3. PIERPONT, Matt-WUBB.....	SR	8	57.0	7.12
4. BACH, Connor-VMI.....	JR	8	56.2	7.08
MATTES, Ryan-CAM.....	SR	8	56.2	7.08
6. ROLAND, Dean-AVL.....	JR	8	56.1	7.04
7. DEES, Beau-PC.....	SO	8	55.2	6.96
8. VICK, Brandon-LU.....	SO	8	55.1	6.92
9. GUNTHER, Ryan-CSU.....	SR	9	54.0	6.00
10.NEWBERRY, Jacob-HPU.....	SR	8	52.2	6.58

APPEARANCES	CL	App	GS	W	L	Sv
1. Maxwell, Jeff-RAD.....	SO	16	0	0	2	3
2. THOMPSON, Ryan-CAM.....	JR	14	0	6	0	5
3. MYERS, Aaron-LU.....	SO	13	3	2	1	5
CONNOLLY, Ryan-COAST.....	SR	13	0	4	1	6
Woods, James-RAD.....	JR	13	0	0	0	0
GOODMAN, Joe-HPU.....	SO	13	0	2	0	2
SCHAVONE, Nick-AVL.....	SO	13	0	0	0	0

4 tied with 11 appearance(s)

2013 BIG SOUTH BASEBALL STATISTICS
(BIG SOUTH GAMES ONLY)

SAVES	CL	G	Sv
<hr/>			
1. CONNOLLY, Ryan-COAST.....	SR	13	6
2. THOMPSON, Ryan-CAM.....	JR	14	5
MYERS, Aaron-LU.....	SO	13	5
4. WEEKLEY, Austin-CSU.....	SO	11	4
5. Costello, Michael-RAD.....	SO	9	3
PERRITT, Ashton-LIBER.....	SO	5	3
Maxwell, Jeff-RAD.....	SO	16	3
CORBETT, Patrick-COAST....	SO	10	3
RUTH, Eric-WUBB.....	SR	11	3
4 tied with 2 save(s)			

SHUTOUTS	CL	G	ShO
<hr/>			
1. RICHARDSON, Josh-LIBER....	JR	8	1
GARRETT, Reed-VMI.....	SO	8	1
HEILIGENSTADT, Eri-GWU....	SO	7	1
BOWERS, Heath-CAM.....	SO	6	1

OPP. BATTING AVERAGE	CL	G	AB	H	AVG.
<hr/>					
1. THOMPSON, Ryan-CAM.....	JR	14	127	21	.165
2. SMITH, Ben-COAST.....	SO	8	170	30	.176
3. CONNOLLY, Ryan-COAST.....	SR	13	119	24	.202
4. SCHULTZ, Jaime-HPU.....	JR	8	158	32	.203
5. BACH, Connor-VMI.....	JR	8	207	46	.222
6. DEES, Beau-PC.....	SO	8	194	44	.227
7. FRAUDIN, Matt-GWU.....	SO	8	210	48	.229
8. CLAPSADDLE, Malcol-HPU....	JR	7	130	30	.231
9. LAMBERT, Trey-LIBER.....	JR	8	157	37	.236
10.CEDANO, Hector-CAM.....	JR	8	152	36	.237

GAMES STARTED	CL	App	GS	W	L	Sv
<hr/>						
1. GUNTHER, Ryan-CSU.....	SR	9	9	5	2	0
18 tied with 8 game(s) started						

COMPLETE GAMES	CL	App	GS	CG	W	L
<hr/>						
1. JETER, Bud-PC.....	JR	8	8	5	3	5
2. FRAUDIN, Matt-GWU.....	SO	8	8	3	3	3
3. VICK, Brandon-LU.....	SO	8	8	2	5	2
DEES, Beau-PC.....	SO	8	8	2	2	5
LAMBERT, Trey-LIBER.....	JR	8	8	2	3	2
HEILIGENSTADT, Eri-GWU....	SO	7	7	2	3	3
PIERPONT, Matt-WUBB.....	SR	8	8	2	3	2
6 tied with 1 complete game(s)						

TEAM FIELDING	PO	A	E	Pct	DP	SBA-ATT
<hr/>						
1. Presbyterian College	636	248	19	.979	15	24-32
2. Gardner-Webb.....	618	279	21	.977	22	15-28
3. Coastal Carolina....	683	265	23	.976	16	13-29
4. Winthrop.....	631	277	25	.973	23	40-51
5. Liberty.....	638	240	25	.972	6	11-20
6. Campbell.....	660	250	26	.972	17	29-34
7. Radford.....	677	298	30	.970	21	19-27
8. Charleston Southern.	624	262	29	.968	18	34-45
9. UNC Asheville.....	599	283	32	.965	17	21-30
10.VMI.....	647	256	35	.963	18	15-29
11.Longwood.....	639	291	41	.958	18	39-52
12.High Point.....	657	244	42	.955	21	13-30