



Baseball Report

Monday, May 21, 2012

PUBLIC RELATIONS

Mark Simpson, Assistant Commissioner
marks@bigsouth.org
Nic Bowman, Assistant Director
nicb@bigsouth.org
Brittany Hill, Public Relations Assistant
brittanyh@bigsouth.org
Phone: (704) 341-7990
Fax: (704) 341-7991

No. 13

BIGSOUTHSPORTS.COM

CONTACT: MARK SIMPSON

2012 BIG SOUTH BASEBALL STANDINGS

Team	Big South			Overall				Home	Road	Neu	L10	Streak
	W	L	PCT	W	L	T	PCT					
x-Coastal Carolina	18	5	.783	37	17	0	.685	25-9	12-8	0-0	6-4	W3
Campbell	15	9	.625	40	16	0	.714	29-7	11-9	0-0	7-3	W1
Liberty	14	10	.583	38	18	0	.679	20-10	13-7	5-1	5-5	W2
Gardner-Webb	12	12	.500	30	26	0	.536	22-14	8-12	0-0	5-5	W1
Radford	12	12	.500	28	26	1	.518	17-9-1	11-17	0-0	3-6-1	L2
UNC Asheville	12	12	.500	25	28	0	.472	13-12	12-15	0-1	5-5	L1
High Point	11	13	.458	26	29	0	.473	16-16	10-13	0-0	3-7	W2
Charleston Southern	11	13	.458	20	34	0	.370	14-17	6-15	0-2	4-6	L4
Presbyterian College **	10	14	.417	24	31	0	.436	11-8	12-22	1-1	5-5	L1
Winthrop	9	14	.391	17	35	0	.327	9-19	7-13	1-3	4-6	L2
VMI	7	17	.292	16	36	0	.308	14-14	2-20	0-2	2-8	W1

x - Big South Regular-Season Champion

** - Presbyterian College is eligible for the regular-season title, but is not eligible for the Big South postseason tournament until 2013

CHOICE HOTELS PLAYER OF THE WEEK

RICH WITTEN • C/1B/3B
Sr. • Coastal Carolina
Danville, Ky.

Witten batted .450 (9-20) with three runs scored, 10 RBI, one double, one home run and two walks in four games last week. He set a school record by going 6-6 in the 15-8 win over Charleston Southern, and also drove in a career-tying five runs. He reached base an additional three times in the series to help CCU to a three-game sweep. Witten opened his week with a three-run home run and a run-scoring single at College of Charleston, and concluded the four-game stretch with a .500 on-base percentage and .650 slugging percentage. He also played three different positions with no errors.

THE CRONS BRAND PITCHER OF THE WEEK

JAIME SCHULTZ • RHP
R-Soph. • High Point
Castleton, N.Y.

In a game in which the winning team secured the final spot in the Big South Tournament, Schultz pitched the Panthers into the post-season with a 4-2 win at Winthrop on Saturday afternoon. In just his second start of the season, he tossed 8.1 shutout innings with a career-high nine strikeouts while scattering five singles. Schultz allowed just four hits without walking a batter for the first eight innings, and with one out in the ninth, he gave up his final hit of the day before exiting. The runner eventually scored to make Schultz's official winning line at 8.1 IP, 5 H, 1 R/ER, 0 BB, 9 SO, .172 opponents' batting average.

2012 BIG SOUTH BASEBALL CHAMPIONSHIP

2012 BIG SOUTH BASEBALL CHAMPIONSHIP presented by
Brookwood Farms BBQ and Triangle Rent A Car
Williard Stadium - High Point, N.C.
(High Point host)

Tuesday, May 22

Game 1: (4) Gardner-Webb vs. (5) Radford 9:30am
Game 2: (1) Coastal Carolina vs. (8) Charleston So. . 45 min after
Game 3: (3) Liberty vs. (6) UNC Asheville 4:30pm
Game 4: (2) Campbell vs. (7) High Point 45 min after

Wednesday, May 23

Game 5: Loser Game 1 vs. Loser Game 2 9:30am
Game 6: Loser Game 3 vs. Loser Game 4 45 min after
Game 7: Winner Game 1 vs. Winner Game 2 4:30pm
Game 8: Winner Game 3 vs. Winner Game 4 45 min after

Thursday, May 24

Game 9: Loser Game 7 vs. Winner Game 5 3:00pm
Game 10: Loser Game 8 vs. Winner Game 6 45 min after

Friday, May 25

Game 11: Winner Game 8 vs. Winner Game 9 10:00am
Game 12: Winner Game 7 vs. Winner Game 10 45 min after
Game 13: if necessary (7 innings) 5:00pm
Game 14: if necessary (7 innings) 45 min after

Saturday, May 26 - Championship Game (TV: ESPN3)

Bracket I winner vs. Bracket II winner 4:00pm

2012 PRESEASON POLL

As predicted by the League's head coaches prior to the season, Coastal Carolina claimed the 2012 regular-season championship, its sixth consecutive title and seventh in eight years. The six-straight titles ties a Big South record that was first established by the Chanticleers from 1988-93. Below are the preseason poll results, with first-place votes in parentheses:

1. Coastal Carolina (10)	120
2. Liberty (1)	98
3. Radford	97
4. Winthrop	76
5. Gardner-Webb	66
6. Charleston Southern	65
7. VMI	64
8. High Point	59
9. Campbell	31
10. Presbyterian College	30
11. UNC Asheville	20

PRESEASON PLAYER OF THE YEAR

Brad Zebedis, C/1B, Presbyterian College


PRESEASON PITCHER OF THE YEAR

Josh Conway, RHP, Coastal Carolina

Call Choice Hotel's Sports Desk and give your school's code to receive a 15 percent discount on room rates!

Conference Office 00210230
Campbell 00800295
Charleston Southern 00211970
Coastal Carolina 00211960
Gardner-Webb 00211940
High Point 00211950

1-877-240-AWAY (2929)



Liberty 00211890
Presbyterian 00219540
Radford 00211900
UNC Asheville 00211910
VMI 00211880
Winthrop 00211920



Official Apparel Provider
of the Big South Conference

2012 CHOICE HOTELS PLAYERS OF THE WEEK

WEEK	CHOICE HOTELS PLAYER OF THE WEEK
Feb. 20	DH Billy Creighton, Jr., UNC Asheville .600 AVG (6-10) in 3 GP ... 9 R, 9 RBI, 1 2B, 3 HR, 5 BB, 1.600 SLG, .733 OBA in three wins
Feb. 27	OF/DH Ryan Retz, Jr., High Point .500 AVG (10-20) in 5 GP ... 3 R, 10 RBI, 3 2B, 1 HR, 1 BB, 2-2 SB, 2 HBP, .800 SLG, .565 OBA
March 5	OF Jake Kirkland, Jr., Campbell .615 AVG (8-13) in 4 GP ... 5 R, 8 RBI, 1 2B, 2 HR, 3 BB, 1-1 SB, 1.154 SLG, .688 OBA
March 12	OF Daniel Bowman, Sr., Coastal Carolina .538 AVG (14-26) in 6 GP ... 7 R, 6 RBI, 1 2B, 1 3B, 1 HR, 3 BB, 2-3 SB, 1 HBP, 1 SAC, 1 SF, .769 SLG, .581 OBA
March 19	OF Benji Jackson, Jr., Gardner-Webb .600 AVG (12-20) in 6 GP ... 6 R, 7 RBI, 5 2B, 2 3B, 2 BB, 2 HBP, 1.050 SLG, .667 OBA
March 26	OF Matt Hillsinger, Sr., Radford .438 AVG (7-16) in 4 GP ... 6 R, 9 RBI, 2 HR, 2 BB, 1 SB, 1 HBP, 1 SF, .812 SLG, .500 OBA
April 2	OF TJ Olesczuk, Soph., Winthrop .571 AVG (8-14) in 4 GP ... 3 R, 6 RBI, 2 2B, 1 HR, 1 BB, 1-1 SB, 1 HBP, 1 SF, .929 SLG, .588 OBA
April 10	OF Rob Dickson, Jr., VMI .556 AVG (10-18) in 4 GP ... 3 R, 6 RBI, 3 2B, 1 2B, 1 HR, .556 OBA, 1.000 SLG
April 16	OF Ryan Cordell, Soph., Liberty .692 AVG (9-13) in 3 GP ... 8 R, 2 RBI, 1 2B, 2 HR, .692 OBA, 1.231 SLG 1B Rich Witten, Sr., Coastal Carolina .474 AVG (9-19) in 5 GP ... 2 R, 6 RBI, 1 2B, 1 HR, 3 BB, 1-2 SB, .545 OBA, .684 SLG
April 23	SS Jeff Kemp, R-Jr., Radford .533 AVG (8-15) in 3 GP ... 5 R, 5 RBI, 1 2B, 1 HR, 3-3 SB, 1 HBP, 1 SF, .529 OBA, .800 SLG
April 30	OF Daniel Bowman, Sr., Coastal Carolina .611 AVG (11-18) in 4 GP ... 10 R, 5 RBI, 1 2B, 1 HR, 2-2 SB, 1 HBP, 1 BB, .650 OBA, .833 SLG
May 7	OF/1B Todd Joyner, Jr., UNC Asheville .583 AVG (7-12) in 3 GP ... 2 R, 5 RBI, 2 2B, 1 HR, 1 BB, .615 OBA, 1.000 SLG in sweep of High Point
May 14	2B Michael Felton, Jr., Campbell .625 AVG (15-24) in 5 GP ... 4 R, 5 RBI, 2 2B, 2-3 SB, .625 OBA, .708 SLG ... 10-14 (=.714) vs. Radford
May 21	C/1B/3B Rich Witten, Sr., Coastal Carolina .450 AVG (9-20) in 4 GP ... 3 R, 10 RBI, 1 2B, 1 HR, 2 BB, .500 OBA, .650 SLG

OTHER PLAYER OF THE WEEK NOMINEES

2B MICHAEL FELTON, CAMPBELL
.385 AVG (5-13) in 3 GP vs. Presbyterian ... 1 R, 2 RBI, 1 3B, 1-1 SB, 1 HBP, .429 OBA, .538 SLG.

2B BRYAN AANDERUD, LIBERTY
.412 AVG (7-17) in 4 GP ... 3 R, 5 RBI, 1 HR, 1 BB, .444 OBA, .588 SLG.

3B JAY LIZANICH, PRESBYTERIAN
.600 AVG (6-10) in 4 GP ... 2 R, 3 RBI, 2 BB, 2 SAC, 2 SF, .571 OBA, .600 SLG.

OF BRYAN ANGUS, VMI
.455 AVG (5-11) in 3 GP ... 4 R, 2 RBI, 1 2B, 1 BB, 1-2 SB.

2012 THE CRONS BRAND PITCHERS OF THE WEEK

WEEK	THE CRONS BRAND PITCHER OF THE WEEK
Feb. 20	RHP John Niggli, Sr., Liberty 1-0, 0.00 ERA, 6 IP, 4 H, 0 R/ER, 2 BB, 4 SO, .174 opponents' batting average vs. Richmond
Feb. 27	RHP Ryan Connolly, Jr., Coastal Carolina 3 APP, 2 Sv, 0.00 ERA, 2.2 IP, 1 H, 0 R/ER, 0 BB, 3 SO ... Earned saves vs. Iowa and N.C. State
March 5	RHP John Niggli, Sr., Liberty 1-0, 0.00 ERA, 9 IP, 2 H, 0 R/ER, 2 BB, 12 SO, .071 opponents' batting average vs. Coppin State
March 12	RHP Matt Armstead, Jr., High Point 1-0, 0.00 ERA, 9 IP, 2 H, 0 R/ER, 2 BB, 8 SO vs. Manhattan RHP Eric Ruth, Jr., Winthrop 1-0, 0.00 ERA, 8 IP, 8 H, 2 R, 0 ER, 0 BB, 13 SO vs. Holy Cross
March 19	RHP Matt Pierpont, Jr., Winthrop 1-0, 0.00 ERA, 9 IP, 4 H, 0 R/ER, 1 BB, 6 SO, .133 opponents' batting average vs. Rider
March 26	RHP Matt Sergey, Sr., Campbell 1-0, 0.00 ERA, 9 IP, 5 H, 0 R/ER, 1 BB, 6 SO, .161 opponents' batting average vs. Winthrop
April 2	RHP Matt Armstead, Jr., High Point 1-0, 0.00 ERA, 9 IP, 5 H, 0 R/ER, 0 BB, 2 SO, .167 opponents' batting average vs. VMI ... Retired final 16 hitters
April 10	LHP Zach Hagaman, Soph., Charleston Southern 3-0, 0.00 ERA, 5 IP, 3 H, 0 R/ER, 0 BB, 3 SO in three relief appearances
April 16	RHP John Niggli, Sr., Liberty 1-0, 0.00 ERA, 8 IP, 5 H, 0 R/ER, 1 BB, 5 SO vs. Winthrop
April 23	RHP Ryan Dull, Sr., UNC Asheville 1-0, 0.00 ERA, 7.1 IP, 7 H, 0 R/ER, 1 BB, 11 SO vs. Liberty
April 30	RHP Eddie Butler, Jr., Radford 1-0, 0.00 ERA, 9 IP, 5 H, 0 R/ER, 2 BB, 9 SO, .161 opponents' batting average vs. Presbyterian
May 7	RHP Chandler Knox, Soph., Presbyterian College 1-0, 2.00 ERA, 9 IP, 8 H, 2 R/ER, 3 BB, 6 SO in CG win at No. 13 UCF
May 14	RHP Ryan Mattes, Jr., Campbell 3 Sv, 0.00 ERA, 3.1 IP, 1 H, 0 R/ER, 1 BB, 6 SO in 3 appearances vs. Radford
May 21	RHP Jaime Schultz, R-Soph., High Point 1-0, 1.08 ERA, 8.1 IP, 5 H, 1 R/ER, 0 BB, 9 SO, .172 opponents' batting average at Winthrop

OTHER PITCHER OF THE WEEK NOMINEES

LHP AUSTIN WALLACE, COASTAL CAROLINA
1-0, 1.50 ERA, 6 IP, 4 H, 1 R/ER, 0 BB, 4 SO in 6-1 start and win at Charleston Southern.

RHP EDDIE BUTLER, RADFORD
1-0, 6 IP, 2 H, 0 R/ER, 2 BB, 9 SO in 4-0 start and win over Liberty.

RHP REED GARRETT, VMI
0-0, 0.00 ERA in 2 relief appearances vs. VCU ... 4.1 IP, 2 H, 0 R/ER, 1 BB, 1 SO.

CAMPBELL

Campbell clinched second-place in the Big South and has qualified for postseason play for the first time since taking part in the 2008 Atlantic Sun Tournament. CU last played in the Big South Tournament in 1992 ... **MICHAEL FELTON** collected his 100th hit of the season in the finale, tying the Big South single-season record. He has a chance to set the all-time mark this week ... CU finished the regular-season 29-7 at home while winning all eight of the three-game series' played at Taylor Field. Campbell has set programs records for overall wins (40) and home wins (29) in a season. *Updated team leaders (Big South leaders in bold italics):*

AVG: 431 **MICHAEL FELTON**

HR: 7 Jake Kirkland

RBI: 54 **JAKE KIRKLAND**

W: 7 Matt Sergey, Andrew Jacobsen

SO: 73 Matt Sergey

ERA: 3.25 Matt Sergey

CHARLESTON SOUTHERN

The Buccaneers struggled through the final week of the regular season, going 0-4 last week with a loss at UNC Wilmington and a three-game skid against Coastal Carolina ... **CHASE SHELTON** notched his first career triple last week in the UNCW game, ending the regular-season with 17 extra base hits and 28 RBI to lead the team in both categories ... **BOBBY ISON** led the team through the weekend, going 5-for-15 to hit .333 and slugging .400. **BLAKE HUNT** also hit .333 on the week, going 4-for-12 ... **CHARLIE MCCREADY** finished the regular-season season with the best ERA of the CSU starters, in addition to two complete games on the season. *Updated team leaders:*

AVG: 341 Chase Shelton, Bobby Ison

HR: 4 three players tied with

RBI: 28 Chase Shelton

W: 4 three players tied with

SO: 60 Ryan Gunther

ERA: 3.33 Charlie McCreedy

COASTAL CAROLINA

Coastal won its sixth-straight Big South regular-season championship, tying the Conference record for consecutive regular-season titles ... Coastal won all of its three-game Big South series this season (Coastal split with Winthrop as game 3 was rained out), including sweeps over VMI, Liberty and Charleston Southern ... Since April 1, Coastal is 20-9 record with four of the nine losses coming in extra innings ... **RICH WITTEN**'s six hits in the first game of a doubleheader with Charleston Southern last week is a school single-game record ... **JACOB MAY** was 5-for-5 in stolen bases last week and is 24-of-29 this season ... **DANIEL BOWMAN** became another CCU record holder last week, playing his 239th game. He needs four hits to become the fourth player in Big South history with 300 career hits -- and would be the first with 300 hits, 200 runs and 200 RBI. *Updated team leaders (Big South leaders in bold italics):*

AVG: 383 Daniel Bowman

HR: 6 Daniel Bowman

RBI: 53 Rich Witten

W: 8 **AARON BURKE, TYLER HERB**

SO: 63 Tyler Herb

ERA: 1.22 **AARON BURKE**

GARDNER-WEBB

LF **SCOTT COLEMAN** is riding a 29-game streak of reaching base successfully into the Conference Tournament, and has done so in 20 consecutive League games. Coleman hit safely in the final 10 Big South games, and now leads the team in batting average (.314), hits (65) and doubles (15) with his late season surge ... Gardner-Webb's fourth-place finish ties the program's highest in League play since joining Division I ... Gardner-Webb is 25-2 this season when leading after the eighth inning, with each of those losses coming on the road in the last two weekends (at Presbyterian and at UNC Asheville) ... Coleman and **RYAN HODGE** each batted over .400 against the 2012 Big South Conference Tournament field, with Coleman going 24-of-59 (.407) and Hodge batting 24-of-60 (.400) in 15 games. *Updated team leaders:*

AVG: 314 Scott Coleman

HR: 7 Dusty Quattlebaum

RBI: 42 Dusty Quattlebaum

W: 6 Mitch Warner, Beau Hilton

SO: 65 Andrew Barnett

ERA: 3.53 Matt Fraudin

HIGH POINT

HPU won the final two games of the regular-season at Winthrop to earn the No. 7 seed in the Big South Conference Tournament. **JARED AVIDON** tossed the first complete game shutout of his collegiate career to earn Friday's win, while **JAIME SCHULTZ** followed with a career-high nine strikeouts in 8.1 innings on Saturday to earn the postseason clinching victory ... **DEVIN BUJNOVSKY** went 5-11 in the series and freshman **SPENCER ANGELIS** got his first start in over a week on Saturday and ripped two doubles. The Panthers had nine doubles in the Winthrop series ... HPU will open the Conference Tournament against Campbell. The teams did not meet in the regular-season and haven't played since the 2009 season. *Updated team leaders:*

AVG: 342 Ryne Rush

HR: 3 Ryne Rush, Ryan Retz

RBI: 36 Ryan Retz, Ryne Rush

W: 6 Ryan Retz

SO: 53 Joe Goodman

ERA: 3.71 Ryan Retz

LIBERTY

Liberty finished the regular season with a 38-18 record, and has won at least 35 games in four out of head coach **JIM TOMAN**'s five seasons ... Freshman **ALEX CLOSE** drove in four runs with his 11th and 12th round-trippers of the year Friday at Radford. With 12 home runs, Close moves into ninth-place on Liberty's all-time single-season home run list. In addition, his home run total ties **PAT SIPE**'s 1983 program record for most by a freshman ... OF **IAN PARMLEY**'s 28 stolen bases are a career-high and rank sixth all-time in program history. In addition, Parmley is tied for seventh on Liberty's career list with 55 steals ... Liberty scored in every inning this past Saturday at Radford -- the first time this has happened under Toman. *Updated team leaders (Big South leaders in bold italics):*

AVG: 372 Bryan Aanderud

HR: 12 **ALEX CLOSE**

RBI: 52 Bryan Aanderud

W: 8 **JOHN NIGGLI**

SO: 64 John Niggli

ERA: 2.07 John Niggli

BIG SOUTH IN THE NCAA STATISTICS**INDIVIDUAL TOP 20 - HITTING**
(thru games of May 13)**Batting Average**

3. Michael Felton, Campbell 0.434

Runs Per Game

6. Jimmy Brenneman, Campbell 1.19

8. Ian Parmley, Liberty 1.15

Runs Scored

3. Jimmy Brenneman, Campbell 63

7. Ian Parmley, Liberty 60

Hits

1. Michael Felton, Campbell 95

Triples Per Game

17. Jeff Kemp, Radford 0.15

Runs Batted In Per Game

13. Jeff Kemp, Radford 1.12

Stolen Bases

18. Jimmy Brenneman, Campbell 29

Hit By Pitch Per Game

8. Jimmy Brenneman, Campbell 0.47

Hit By Pitch

5. Jimmy Brenneman, Campbell 25

Toughest To Strikeout

16. Bobby Ison, Charleston Southern 17.5

Sacrifice Bunts Per Game

11. Ben McQuown, Campbell 0.34

18. Willie Medina, High Point 0.32

Sacrifice Bunts

6. Ben McQuown, Campbell 18

Sacrifice Flies

12. Devin Bujnovsky, High Point 7

12. Dusty Quattlebaum, Gardner-Webb 7

INDIVIDUAL TOP 25 - PITCHING
(thru games of May 13)**Earned Run Average**

2. Aaron Burke, Coastal Carolina 1.14

Walks Allowed Per Nine Innings

20. Brian Connolly, UNC Asheville 1.16

Strikeout-to-Walk Ratio

10. Ryan Dull, UNC Asheville 7.00

The NCAA does not list reclassifying teams in its overall statistics listings, therefore, Presbyterian College is not ranked in the NCAA statistics again this season.

PRESBYTERIAN COLLEGE

The Blue Hose wrapped up the season by going 2-2 last week, taking a Tuesday game from Duke (3-2) before winning the middle game of a three-game set at Campbell (3-1) ... The team tied last year's school-record for most wins in a Division I season (24) and set a new high water mark with 10 Big South wins ... All three runs in Tuesday's win over Duke came via sacrifice. **GABE GRAMMER** also ran his hitting streak to 10 in the game, the longest of any Blue Hose this season ... **KENNY BRYANT** capped his PC career with a stellar senior season, leading the Blue Hose in batting average (.313), hits (65), doubles (16), home runs (10), RBI (36), total bases (113) and slugging percentage (.543) ... Opponents hit .288 against PC this season, the lowest average in the team's Division I history. *Final team leaders:*

AVG:313 Kenny Bryant
HR: 10 Kenny Bryant
RBI:36 Kenny Bryant

W:..... 5 Chandler Knox
SO:48 Chandler Knox
ERA: 3.02 Chandler Knox

RADFORD

The Highlanders need to win at least one game in the upcoming Big South Baseball Tournament to assure themselves of a fourth-straight winning season, which would be a first in the program's history ... **MATT HILLSINGER** and **JEFF KEMP** have returned from late-season injuries. Hillsinger re-joined the lineup on Tuesday at Marshall, and Kemp as a pinch-hitter on Thursday against Liberty ... **BRETT MOLLENHAUER** made a run at the school's hitting streak record, picking up a hit in 17-straight in a streak that ended on Saturday. For the month of May, Mollenhauer hit .435 with a .527 on-base percentage. It was RU's longest hitting streak since current Brewers farmhand **REGGIE KEEN** hit in 19 straight in 2008 ... Since April 1, **EDDIE BUTLER** is 4-2 in seven starts with a 1.53 ERA, with 47 strikeouts in 53 innings and a .219 opponents' average. *Updated team leaders (Big South leaders in bold italics):*

AVG:341 Matt Mack
HR: 8 Matt Hillsinger
RBI:47 Jeff Kemp

W:..... 7 Tyler Costello
SO:85 EDDIE BUTLER
ERA: 2.20 Eddie Butler

UNC ASHEVILLE

Asheville's 12 Big South wins are the second-most Conference victories in school history, and the most since the 2003 season. In addition, the Bulldogs' 25 overall wins are the most for the program since the 2006 campaign ... UNC Asheville's contest against No. 6 North Carolina last week at McCormick Field set an attendance record for the Bulldogs at the historic venue, with 2,847 patrons attending the game ... In game two of the Gardner-Webb series, the Bulldogs came back from a 6-0 deficit in the bottom of the ninth, scoring seven runs in the frame to win 7-6 and secure their 12th Big South victory. *Updated team leaders:*

AVG:310 Billy Creighton
HR: 8 Patrick Koontz
RBI:32 Billy Creighton

W:..... 5 three players tied with
SO:80 Ryan Dull
ERA:3.12 Ryan Dull

VMI

After dropping its first two games last week, VMI rallied to win its season finale Friday night, defeating VCU 7-6 thanks in large part to **BRANDON ANGUS'** first career three-hit game, as well as **JOHN GARRETT** and **REED GARRETT** combining to close out the game with five shutout innings ... Angus closed out the year with a career-high six game hitting streak ... **ADAM LOPEZ** picked up the win in his final collegiate outing, while Reed Garrett allowed just three earned runs over the final two months of the season (37.1 IP), good for an ERA of 0.72 ... The victory was just VMI's third against the Rams in Richmond, and only the second such win since 1973 ... **JACOB MORLEY** hit a home run earlier in the day against East Carolina, as the Keydet right fielder finished with 11 home runs in his senior year and departs VMI seventh all-time in hits and eighth in total bases. *Final team leaders:*

AVG:320 Rob Dickinson
HR: 11 Jacob Morley
RBI:32 Jacob Morley, Rob Dickinson

W:..... 5 Coby Cowgill
SO:58 Coby Cowgill
ERA:2.17 Reed Garrett

WINTHROP

Winthrop finished its 2012 season with a 17-35 overall record and 9-14 mark in the Big South after going 2-2 last week in four games played against Western Carolina and High Point. The Eagles defeated the Catamounts in their final road and midweek game of the season before dropping two out of three at home to the Panthers in the final series of the season ... Winthrop collected a season-high 20 hits against Western Carolina, which is the most since May 1, 2010 against Presbyterian College and highest under head coach **TOM RIGINOS**. The 11 runs scored were also the second time this season the Eagles scored double-digit runs ... **TJ OLESCZUK** tied his career-high of four hits in the Western Carolina game, while freshman **ELLIOTT CALDWELL** set a career-high of three hits. Caldwell tied his career-high of three hits in game one against High Point, while **JASON DRIVER** tied a career-best two RBI ... **LEIGHTON DANIELS** led the Eagles with three hits in game two of the HPU series, while senior **CHAS CRANE** had a team-high three hits in his final collegiate game on Saturday. *Final team leaders:*

AVG: 279 TJ Olesczuk
HR: 5 Patrick Gamblin
RBI:31 Matt Lobacz

W:..... 4 Tyler Klitsch, Matt Pierpont
SO:75 Eric Ruth
ERA: 3.32 Tyler Klitsch

2012 TEAM-BY-TEAM HITTING STREAKS**CAMPBELL**

Season Streak: 17, David Olson (29/69, .420)
Current Streak: 10, Michael Felton (24/45, .533)

CHARLESTON SOUTHERN

Season Streak:13, Bobby Ison (22/54, .407)
Current Streak: 3, Bobby Ison (5/15, .333)

COASTAL CAROLINA

Season Streak: 11, Daniel Bowman (25/44, .568)
Current Streak: 5, Jacob May (11/20, .550)
.....5, Justin Creel (6/19, .550)

GARDNER-WEBB

Season Streak:17, Ryan Hodge (33/66, .500)
Current Streak: 13, Zeke Blanton (14/35, .400)

HIGH POINT

Season Streak:16, Sal Pezzino (26/67, .388)
Current Streak:4, Devin Bujnovsky (6/12, .500)

LIBERTY

Season Streak:11, Alex Close (17/53, .321)
Current Streak: 7, Bryan Aanderud (9/24, .375)

PRESBYTERIAN COLLEGE

Season Streak: 10, Gabe Grammer (15/39, .385)

RADFORD

Season Streak: 17, Brett Mollenhauer (29/65, .446)
Current Streak:5, Matt Mack (11/21, .524)

UNC ASHEVILLE

Season Streak: 9, Jordan Lurie (12/36, .333)
..... 9, Cody Buch (14/37, .378)
..... 9, Thomas Bess (10/33, .303)
Current Streak: 9, Thomas Bess (10/33, .303)

VMI

Season Streak: 12, Jacob Morley (24/55, .436)

WINTHROP

Season Streak: 16, Jason Driver (18/63, .286)



BASEBALL

BIG SOUTH BASEBALL WEEKLY REPORT • TEAM-BY-TEAM SCHEDULES & RESULTS • MAY 21, 2012

CAMPBELL

(40-16, 15-9 Big South)

Head Coach: Greg Goff (5th year)
SID Contacts: Daniel Smith
Phone: 910-814-4367
Press Box: 910-814-4781
Email: dsmith@campbell.edu

Feb. 17	MARIST	W, 10-3
Feb. 18	MARIST	L, 5-7
	MARIST	W, 9-8
Feb. 21	at Duke	W, 10-4
Feb. 25	FORDHAM	L, 6-7
	FORDHAM	W, 5-2
Feb. 26	FORDHAM	W, 9-0
Feb. 28	at North Carolina State	L, 2-9
March 2	NORTH CAROLINA CENTRAL	W, 15-2
	NORTH CAROLINA CENTRAL	W, 6-1
March 4	HOLY CROSS	W, 9-4
March 5	HOLY CROSS	W, 8-0
March 6	at North Carolina A&T	W, 7-2
March 9	VALPARAISO (10)	W, 6-5
March 10	VALPARAISO	W, 3-2
	VALPARAISO	W, 7-3
March 13	RIDER	W, 13-10
March 14	RIDER	W, 9-3
March 16	LONGWOOD	W, 15-6
March 17	LONGWOOD	W, 9-5
	LONGWOOD	W, 5-2
March 20	COPPIN STATE	W, 12-2
March 21	COPPIN STATE	W, 12-0
March 23	at Winthrop *	W, 8-0
March 24	at Winthrop * (12)	W, 7-6
	at Winthrop *	W, 6-4
March 30	CHARLESTON SOUTHERN * (10)	L, 3-4
March 31	CHARLESTON SOUTHERN *	W, 5-2
	CHARLESTON SOUTHERN *	W, 6-2
April 3	DUKE	L, 7-9
April 6	at Liberty *	L, 4-5
April 7	at Liberty *	L, 6-8
	at Liberty * (10)	W, 7-6
April 10	NORTH CAROLINA A&T	W, 18-5
April 11	at North Carolina Central	W, 20-0
April 13	UNC ASHEVILLE *	W, 4-3
April 14	UNC ASHEVILLE *	L, 2-3
	UNC ASHEVILLE *	W, 13-6
April 17	#18 NORTH CAROLINA STATE	W, 8-6
April 20	at VMI *	W, 6-4
	at VMI *	L, 2-3
April 21	at VMI *	L, 7-8
April 26	at Lipscomb	W, 5-2
April 27	at Lipscomb	L, 2-6
April 28	at Lipscomb	L, 4-10
May 5	at #24 Coastal Carolina *	L, 4-11
	at #24 Coastal Carolina *	L, 5-6
May 6	at #24 Coastal Carolina *	W, 2-1
May 8	at Wofford	W, 9-4
May 10	NORTH CAROLINA CENTRAL	L, 7-12
May 11	RADFORD *	W, 6-3
May 12	RADFORD *	W, 6-4
	RADFORD *	W, 1-0
May 18	PRESBYTERIAN *	W, 8-6
	PRESBYTERIAN *	L, 1-3
May 19	PRESBYTERIAN *	W, 4-3
May 22	vs. (7) High Point #	TBA
May 23	vs. TBA #	TBA

CHARLESTON SOUTHERN

(20-34, 11-13 Big South)

Head Coach: Stuart Lake (4th year)
SID Contacts: Ashley Bailey
Phone: 843-863-7688
Press Box: 843-729-0483
Email: abailey@csuniv.edu

Feb. 17	GEORGETOWN	L, 1-2
Feb. 18	GEORGETOWN	L, 3-12
	GEORGETOWN	W, 6-2
Feb. 22	SAVANNAH STATE	W, 9-3
Feb. 24	MARSHALL	W, 13-3
Feb. 25	MARSHALL	L, 0-4
	MARSHALL	W, 6-4
Feb. 26	MARSHALL	L, 2-8
March 2	vs. Southern Mississippi	L, 2-16
March 3	at Auburn	L, 1-13
March 4	vs. Purdue	L, 2-5
March 6	GEORGIA SOUTHERN	L, 1-10
March 7	USC UPSTATE	L, 1-8
March 9	RIDER	L, 3-4
March 10	RIDER	W, 12-7
March 11	RIDER	L, 1-5
March 13	at #2 South Carolina	L, 2-5
March 14	at Savannah State	L, 2-3
March 17	PENN	L, 3-4
	PENN	W, 8-5
March 18	PENN (5)	W, 5-1
March 20	at The Citadel	L, 0-4
March 23	HIGH POINT *	L, 0-2
March 24	HIGH POINT *	L, 9-13
March 25	HIGH POINT *	W, 6-5
March 27	at College of Charleston (10)	L, 2-3
March 30	at Campbell * (10)	W, 4-3
March 31	at Campbell *	L, 2-5
	at Campbell *	L, 2-6
April 4	THE CITADEL	W, 5-2
April 6	at UNC Asheville *	W, 6-1
April 7	at UNC Asheville * (10)	W, 10-2
	at UNC Asheville *	L, 6-11
April 10	at USC Upstate	L, 5-7
April 11	UNC WILMINGTON	L, 4-10
April 13	GARDNER-WEBB *	W, 4-3
April 14	GARDNER-WEBB *	L, 11-14
April 15	GARDNER-WEBB *	W, 8-4
April 17	at Clemson	L, 2-3
April 18	SAVANNAH STATE	W, 11-7
April 20	at Presbyterian *	L, 1-2
April 21	at Presbyterian * (10)	W, 7-4
April 22	at Presbyterian *	L, 3-6
May 2	at Georgia Southern	L, 1-2
May 4	WINTHROP *	W, 5-4
May 5	WINTHROP *	W, 6-2
May 6	WINTHROP *	L, 1-2
May 11	at VMI *	L, 5-6
May 12	at VMI *	W, 8-1
May 13	at VMI *	W, 6-0
May 15	at UNC Wilmington	L, 1-5
May 18	COASTAL CAROLINA *	L, 8-15
	COASTAL CAROLINA *	L, 1-6
May 19	COASTAL CAROLINA *	L, 0-2
May 22	vs. (1) Coastal Carolina #	TBA
May 23	vs. TBA #	TBA

COASTAL CAROLINA

(37-17, 18-5 Big South)

Head Coach: Gary Gilmore (17th year)
SID Contact: Mike Cawood
Phone: 843-349-2822
Press Box: 843-421-8244
Email: cawood@coastal.edu

Feb. 17	JAMES MADISON	W, 7-1
Feb. 18	#17 VIRGINIA	L, 3-9
	BOSTON COLLEGE	L, 3-8
Feb. 24	IOWA ^	W, 1-0
Feb. 25	VIRGINIA TECH ^	L, 1-3
Feb. 26	NORTH CAROLINA STATE ^	W, 3-2
March 2	PITTSBURGH	L, 1-3
March 4	ILLINOIS	W, 5-4
March 7	TOLEDO	W, 10-4
	UNC WILMINGTON	W, 8-6
March 9	TOLEDO (11)	L, 7-10
March 10	OHIO STATE	W, 4-1
	MARIST	L, 4-5
March 11	OHIO STATE (12)	W, 3-2
March 14	COLLEGE OF CHARLESTON	W, 5-1
March 16	MICHIGAN	W, 7-3
March 17	CONNECTICUT	W, 6-2
	MICHIGAN	W, 6-2
March 18	UAB	W, 7-0
March 23	ALBANY	W, 3-2
	ALBANY	W, 7-4
March 25	ALBANY	W, 12-8
March 28	at #5 North Carolina (10)	L, 6-7
March 30	at Radford *	W, 4-2
March 31	at Radford *	L, 3-6
April 1	at Radford *	W, 5-3
April 3	at The Citadel	L, 0-3
April 6	at Gardner-Webb *	W, 5-2
April 7	at Gardner-Webb *	W, 11-4
	at Gardner-Webb *	L, 3-7
April 10	at UNC Wilmington (10)	L, 4-5
April 11	THE CITADEL	W, 6-2
April 13	VMI *	W, 3-2
April 14	VMI *	W, 3-0
April 15	VMI * (ESPNU)	W, 3-2
April 17	at Virginia Tech (10)	L, 3-4
April 20	HIGH POINT *	(12) L, 5-8
April 21	HIGH POINT *	W, 9-7
	HIGH POINT *	W, 17-7
April 24	at Clemson	W, 10-7
April 26	at Liberty *	W, 5-3
April 27	at Liberty *	W, 4-2
April 28	at Liberty *	W, 7-1
May 5	CAMPBELL *	W, 11-4
	CAMPBELL *	W, 6-5
May 6	CAMPBELL *	L, 1-2
May 8	at Michigan	W, 6-1
May 9	at Michigan	L, 2-5
May 11	WINTHROP *	W, 4-1
May 12	WINTHROP *	L, 5-6
May 15	at College of Charleston (12)	L, 8-9
May 18	at Charleston Southern *	W, 15-8
	at Charleston Southern *	W, 6-1
May 19	at Charleston Southern *	W, 2-0
May 22	vs. (8) Charleston Southern #	TBA
May 23	vs. TBA #	TBA

* - Big South Conference game
- Big South Tournament game
HOME GAMES IN ALL CAPS
All Times EST and subject to change

* - Big South Conference game
- Big South Tournament game
HOME GAMES IN ALL CAPS
All Times EST and subject to change

^ - at BB&T Coastal Field - Myrtle Beach, S.C.
* - Big South Conference game
- Big South Tournament game
HOME GAMES IN ALL CAPS
All Times EST and subject to change

BIG SOUTH BASEBALL WEEKLY REPORT • TEAM-BY-TEAM SCHEDULES & RESULTS • MAY 21, 2012

GARDNER-WEBB

(30-26, 12-12 Big South)

Head Coach: Rusty Stroupe (10th year)
SID Contact: Marc Rabb
Phone: 704-406-4355
Press Box: 704-974-3662
Email: mrabb@gardner-webb.edu

Feb. 17	MARYLAND-EASTERN SHORE	W, 11-4
	MARYLAND-EASTERN SHORE	W, 8-4
Feb. 18	MARYLAND-EASTERN SHORE	W, 7-0
Feb. 22	WOFFORD	L, 2-9
Feb. 24	La SALLE	L, 3-11
Feb. 25	La SALLE	W, 6-5
Feb. 26	La SALLE	W, 9-3
Feb. 29	FURMAN	L, 4-6
March 2	AIR FORCE	W, 8-2
March 3	VALPARAISO	W, 4-3
March 4	ALBANY	W, 2-1
March 7	at Wofford	W, 3-2
March 9	MARSHALL	L, 1-3
March 10	MARSHALL	L, 5-13
March 11	MARSHALL	L, 3-4
March 12	MARS HILL	L, 3-5
March 14	at #4 North Carolina	W, 7-4
March 16	ALABAMA STATE	W, 13-6
March 17	ALABAMA STATE	L, 0-7
	ALABAMA STATE	W, 14-10
March 18	ALABAMA STATE	W, 9-3
March 21	USC UPSTATE	(10) W, 6-5
March 23	at Liberty *	L, 3-4
	at Liberty *	L, 0-8
March 24	at Liberty *	W, 5-4
March 28	at USC Upstate	L, 3-11
March 30	WINTHROP *	L, 1-4
March 31	WINTHROP *	W, 5-1
April 1	WINTHROP *	L, 3-5
April 4	BREVARD	L, 6-8
April 6	COASTAL CAROLINA *	L, 6-8
April 7	COASTAL CAROLINA *	L, 4-11
	COASTAL CAROLINA *	W, 7-3
April 10	APPALACHIAN STATE	W, 6-3
April 13	at Charleston Southern *	L, 3-4
April 14	at Charleston Southern *	W, 14-11
April 15	at Charleston Southern *	L, 4-8
April 17	WESTERN CAROLINA	W, 6-4
April 20	at UAB	L, 5-10
April 21	at UAB	L, 1-5
April 22	at UAB	W, 5-1
April 25	NORTH CAROLINA A&T	W, 10-7
April 27	VMI *	(10) W, 4-3
April 28	VMI *	W, 5-4
April 29	VMI *	W, 6-4
May 2	at Furman	L, 7-11
May 4	RADFORD *	(10) W, 2-1
May 5	RADFORD *	W, 8-2
May 6	RADFORD *	L, 4-10
May 11	at Presbyterian *	L, 3-4
May 12	at Presbyterian *	L, 5-9
May 13	at Presbyterian *	W, 12-3
May 15	at #24 Appalachian State	L, 3-5
May 17	at UNC Asheville *	W, 7-1
May 18	at UNC Asheville *	L, 6-7
May 19	at UNC Asheville *	W, 10-3
May 22	vs. (5) Radford #	9:30am
May 23	vs. TBA #	TBA

HIGH POINT

(26-29, 11-13 Big South)

Head Coach: Craig Cozart (4th year)
SID Contact: Erika Carrubba
Phone: 336-841-4640
Press Box: 336-841-3077
Email: ecarrubb@highpoint.edu

Feb. 17	ARMY	W, 2-0
Feb. 18	ARMY	W, 8-5
	ARMY	L, 1-6
Feb. 21	CHARLOTTE	W, 12-5
Feb. 22	at Wake Forest	W, 16-15
Feb. 25	DAYTON	W, 6-3
	DAYTON	L, 2-10
Feb. 26	DAYTON	W, 4-3
Feb. 28	VIRGINIA TECH	L, 6-10
Feb. 29	ELON	(11) L, 3-6
March 2	MERCER	(11) W, 4-3
March 3	MERCER	L, 2-5
March 4	MERCER	W, 3-1
March 6	RICHMOND	L, 6-7
March 7	RICHMOND	L, 4-8
March 9	MANHATTAN	W, 11-6
March 10	MANHATTAN	W, 5-0
March 11	MANHATTAN	W, 2-0
March 13	at North Carolina A&T	W, 9-2
March 16	at Missouri	L, 7-8
March 17	at Missouri	L, 0-4
March 18	at Missouri	W, 13-7
March 21	EAST CAROLINA	W, 10-2
March 23	at Charleston Southern *	W, 2-0
March 24	at Charleston Southern *	W, 13-9
March 25	at Charleston Southern *	L, 5-6
March 27	WAKE FOREST	L, 0-2
March 30	VMI *	W, 12-3
March 31	VMI *	W, 2-0
April 1	VMI *	W, 5-2
April 3	at Charlotte	W, 9-5
April 4	NORTH CAROLINA A&T	L, 5-7
April 6	RADFORD *	W, 4-2
April 7	RADFORD *	L, 3-8
	RADFORD *	L, 4-10
April 13	PRESBYTERIAN *	W, 5-1
April 14	PRESBYTERIAN *	L, 1-3
April 15	PRESBYTERIAN *	L, 2-7
April 17	at #6 North Carolina	L, 5-10
April 18	at Elon	L, 3-12
April 20	at Coastal Carolina *	(12) W, 8-5
April 21	at Coastal Carolina *	L, 7-9
	at Coastal Carolina *	L, 7-17
April 24	at Appalachian State	L, 2-6
May 4	UNC ASHEVILLE *	L, 4-5
May 5	UNC ASHEVILLE *	L, 1-7
May 6	UNC ASHEVILLE *	L, 8-11
May 9	at #21 Virginia	L, 3-12
May 11	at Liberty *	L, 0-5
May 12	at Liberty *	L, 3-6
May 13	at Liberty *	W, 13-11
May 15	at East Carolina	L, 1-13
May 17	at Winthrop *	L, 3-8
May 18	at Winthrop *	W, 7-0
May 19	at Winthrop *	W, 4-2
May 22	(2) Campbell #	TBA
May 23	TBA #	TBA

LIBERTY

(38-18, 14-10 Big South)

Head Coach: Jim Toman (5th year)
SID Contact: Ryan Bomberger
Phone: 434-582-2605
Press Box: 434-582-2914
Email: rbomberger@liberty.edu

Feb. 17	vs. Richmond	W, 12-0
Feb. 18	vs. Towson	W, 8-0
	vs. Towson	W, 12-3
Feb. 19	at The Citadel	W, 11-9
Feb. 22	RADFORD	W, 6-3
Feb. 24	SIENA	W, 6-2
Feb. 25	SIENA	W, 1-0
	SIENA	L, 7-9
Feb. 26	SIENA	W, 4-2
Feb. 28	at #14 Virginia	W, 8-0
March 3	COPPIN STATE	W, 2-0
	COPPIN STATE	W, 14-0
March 4	COPPIN STATE	W, 13-1
March 6	at Old Dominion	W, 10-6
March 9	ST. JOHN'S	W, 12-2
March 10	ST. JOHN'S	W, 7-4
	ST. JOHN'S	W, 4-1
March 11	ST. JOHN'S	L, 1-3
March 13	BRYANT	L, 2-6
March 14	JAMES MADISON	W, 9-0
March 16	at Presbyterian *	W, 13-4
March 17	at Presbyterian *	W, 5-2
March 18	at Presbyterian *	W, 13-3
March 21	OLD DOMINION	W, 12-6
March 23	GARDNER-WEBB *	W, 4-3
	GARDNER-WEBB *	W, 8-0
March 24	GARDNER-WEBB *	L, 4-5
March 27	VCU	(10) L, 2-4
March 30	at Marshall ^	W, 8-4
March 31	at Marshall ^	W, 9-5
April 1	at Marshall ^	L, 10-12
April 4	at VCU	L, 4-5
April 6	CAMPBELL *	W, 5-4
April 7	CAMPBELL *	W, 8-6
	CAMPBELL *	(10) L, 6-7
April 10	JAMES MADISON	W, 5-1
April 13	at Winthrop *	W, 7-0
April 14	at Winthrop *	L, 5-6
April 15	at Winthrop *	W, 11-1
April 16	at Georgia	L, 3-5
April 18	at #6 North Carolina	W, 5-3
April 20	at UNC Asheville *	(13) L, 6-7
April 21	at UNC Asheville *	L, 0-2
April 22	at UNC Asheville *	W, 16-6
April 24	at James Madison	W, 12-1
April 26	COASTAL CAROLINA *	L, 3-5
April 27	COASTAL CAROLINA *	L, 2-4
April 28	COASTAL CAROLINA *	L, 1-7
May 2	NORTH CAROLINA A&T	W, 6-2
May 11	HIGH POINT *	W, 5-0
May 12	HIGH POINT *	W, 6-3
May 13	HIGH POINT *	L, 11-13
May 15	at Virginia Tech	L, 3-4
May 17	at Radford *	L, 0-4
May 18	at Radford *	W, 13-8
May 19	at Radford *	W, 10-5
May 22	vs. (6) UNC Asheville #	4:30pm
May 23	vs. TBA #	TBA

* - Big South Conference game
- Big South Tournament game
HOME GAMES IN ALL CAPS
All Times EST and subject to change

* - Big South Conference game
- Big South Tournament game
HOME GAMES IN ALL CAPS
All Times EST and subject to change

^ - at Beckley, W.Va.
* - Big South Conference game
- Big South Tournament game
HOME GAMES IN ALL CAPS
All Times EST and subject to change

BIG SOUTH BASEBALL WEEKLY REPORT • TEAM-BY-TEAM SCHEDULES & RESULTS • MAY 21, 2012

PRESBYTERIAN COLLEGE (24-31, 10-14 Big South)

Head Coach: Elton Pollock (8th year)
SID Contact: Ryan Real
Phone: 864-833-8252
Press Box: 864-906-5830
Email: rtreal@presby.edu

Feb. 17	at #11 Georgia	L, 1-6
Feb. 18	at #11 Georgia	L, 4-5
Feb. 19	at #11 Georgia	L, 0-11
Feb. 21	at Furman	L, 5-7
Feb. 24	at Mercer	L, 1-12
Feb. 25	at Mercer	L, 3-9
Feb. 26	at Mercer	L, 3-10
Feb. 28	at #2 South Carolina	L, 1-2
Feb. 29	WOFFORD	W, 8-5
March 3	vs. Ohio	L, 1-8
March 4	vs. Ohio	(14) W, 11-10
	at Davidson	W, 7-6
March 6	at North Carolina Central	W, 8-6
March 7	at North Carolina Central	W, 3-1
March 8	vs. Wofford ^	L, 4-5
March 10	NJIT	W, 6-1
	NJIT	W, 7-1
March 11	NJIT	W, 4-3
March 14	at Kennesaw State	W, 9-6
March 16	LIBERTY *	L, 4-13
March 17	LIBERTY *	L, 2-5
March 18	LIBERTY *	L, 3-13
March 21	KENNESAW STATE	L, 4-8
March 23	at VMI *	L, 5-10
March 24	at VMI *	L, 4-5
March 25	at VMI *	L, 7-10
March 28	at Clemson	W, 8-4
March 30	UNC ASHEVILLE *	W, 5-0
March 31	UNC ASHEVILLE *	L, 3-5
April 1	UNC ASHEVILLE *	W, 6-2
April 6	at UNC Greensboro	(10) L, 6-7
	at UNC Greensboro	W, 5-2
April 7	at UNC Greensboro	L, 1-4
April 10	DAVIDSON	W, 13-5
April 13	at High Point *	L, 1-5
April 14	at High Point *	W, 3-1
April 15	at High Point *	W, 7-2
April 20	CHARLESTON SOUTHERN *	W, 2-1
April 21	CHARLESTON SOUTHERN *(10)	L, 4-7
April 22	CHARLESTON SOUTHERN *	W, 6-3
April 25	FURMAN	L, 4-16
April 27	at Radford *	L, 0-7
April 28	at Radford *	W, 5-3
	at Radford *	L, 8-9
May 5	at #13 UCF	L, 1-8
May 6	at #13 UCF	W, 7-2
May 7	at #13 UCF	L, 2-7
May 8	at Auburn	L, 2-18
May 11	GARDNER-WEBB *	W, 4-3
May 12	GARDNER-WEBB *	W, 9-5
May 13	GARDNER-WEBB *	L, 3-12
May 15	at Duke	W, 3-2
May 18	at Campbell *	L, 6-8
	at Campbell *	W, 3-1
May 19	at Campbell *	L, 3-4

RADFORD (28-26-1, 12-12 Big South)

Head Coach: Joe Raccuia (5th year)
SID Contact: Patrick Reed
Phone: 540-831-5211
Press Box: 540-831-6062
Email: pmreed@radford.edu

Feb. 17	at Samford	L, 2-4
Feb. 18	at Samford	W, 7-4
Feb. 19	at Samford	(7) L, 2-12
Feb. 22	at Liberty	L, 3-6
Feb. 25	at Georgia Southern	L, 6-7
	at Georgia Southern	(11) L, 6-7
Feb. 26	at Georgia Southern	W, 5-4
Feb. 29	at North Carolina A&T	L, 10-13
March 2	at UNC Greensboro	W, 7-3
March 3	at UNC Greensboro	L, 4-7
March 4	at UNC Greensboro	W, 7-3
March 6	La SALLE	W, 8-5
March 7	La SALLE	W, 7-2
March 9	BRYANT	L, 3-5
March 10	BRYANT	W, 11-6
March 11	BRYANT	W, 10-0
March 13	at Virginia Tech	L, 3-7
March 16	MARIST	L, 2-9
March 17	MARIST	W, 6-4
March 18	MARIST	W, 6-5
March 20	at James Madison	W, 8-3
March 23	UNC ASHEVILLE *	W, 16-1
March 24	UNC ASHEVILLE *	W, 9-0
March 25	UNC ASHEVILLE *	(14) W, 2-1
March 27	at East Tennessee State	L, 2-7
March 30	#25 COASTAL CAROLINA *	L, 2-4
March 31	#25 COASTAL CAROLINA *	W, 6-3
April 1	#25 COASTAL CAROLINA *	L, 3-5
April 6	at High Point *	L, 2-4
April 7	at High Point *	W, 8-3
	at High Point *	W, 10-4
April 10	VIRGINIA TECH	L, 5-13
April 11	NORTH CAROLINA A&T	W, 8-7
April 13	FAIRLEIGH DICKINSON	W, 1-0
April 14	FAIRLEIGH DICKINSON	W, 13-4
April 15	FAIRLEIGH DICKINSON	(7) W, 11-1
April 20	at Winthrop *	W, 7-1
	at Winthrop *	(10) L, 8-9
April 21	at Winthrop *	W, 9-0
April 24	at #25 Virginia	(11) L, 2-3
April 27	PRESBYTERIAN *	W, 7-0
April 28	PRESBYTERIAN *	L, 3-5
	PRESBYTERIAN *	W, 9-8
May 4	at Gardner-Webb *	(10) L, 1-2
May 5	at Gardner-Webb *	L, 2-8
May 6	at Gardner-Webb *	W, 10-4
May 8	JAMES MADISON	(5) T, 3-3
May 9	EAST TENNESSEE STATE	L, 4-8
May 11	at Campbell *	L, 3-6
May 12	at Campbell *	L, 4-6
	at Campbell *	L, 0-1
May 15	at Marshall ^	W, 8-2
May 17	LIBERTY *	W, 4-0
May 18	LIBERTY *	L, 8-13
May 19	LIBERTY *	L, 5-10
May 22	vs. (4) Gardner-Webb #	9:30am
May 23	vs. TBA #	TBA

UNC ASHEVILLE (25-28, 12-12 Big South)

Head Coach: Tom Smith (3rd year)
SID Contact: Matt Pellegrin
Phone: 828-251-6931
Press Box: 828-545-1121
Email: mpellegr@unca.edu

Feb. 17	at North Carolina Central	W, 13-3
Feb. 18	at North Carolina Central	W, 9-3
	at North Carolina Central	W, 10-2
Feb. 21	at UNC Greensboro	L, 5-13
Feb. 25	SAINT PETER'S	W, 3-0
	SAINT PETER'S	L, 1-3
Feb. 26	SAINT PETER'S	W, 7-3
	SAINT PETER'S	W, 4-3
Feb. 28	at Wake Forest	L, 8-9
March 2	vs. North Carolina State	L, 1-10
	at UNC Wilmington	L, 1-8
March 4	at UNC Wilmington	W, 7-2
March 6	FURMAN	L, 1-6
March 7	at #2 South Carolina	L, 1-8
March 9	MOREHEAD STATE	L, 3-4
March 10	MOREHEAD STATE	L, 5-7
March 11	MOREHEAD STATE	W, 13-0
March 16	VMI *	(10) W, 5-4
March 17	VMI *	W, 6-4
March 18	VMI *	W, 9-5
March 20	at East Tennessee State	L, 1-3
March 21	WESTERN CAROLINA ^	(12) W, 3-1
March 23	at Radford *	L, 1-16
March 24	at Radford *	L, 0-9
March 25	at Radford *	(14) L, 1-2
March 28	at Wofford	L, 3-4
March 30	at Presbyterian *	L, 0-5
March 31	at Presbyterian *	W, 5-3
April 1	at Presbyterian *	L, 2-6
April 3	at Furman	W, 5-4
April 6	CHARLESTON SOUTHERN *	L, 1-6
April 7	CHARLESTON SOUTHERN *(10)	L, 2-10
	CHARLESTON SOUTHERN *	W, 11-6
April 10	EAST TENNESSEE STATE	W, 7-3
April 11	at #8 North Carolina	L, 5-10
April 13	at Campbell *	L, 3-4
April 14	at Campbell *	W, 3-2
	at Campbell *	L, 6-13
April 20	LIBERTY *	(13) W, 7-6
April 21	LIBERTY *	W, 2-0
April 22	LIBERTY *	L, 6-16
April 24	WOFFORD	L, 4-9
May 4	at High Point *	W, 5-4
May 5	at High Point *	W, 7-1
May 6	at High Point *	W, 11-8
May 8	GEORGIA STATE	L, 8-13
May 11	at College of Charleston	W, 4-2
May 12	at College of Charleston	W, 8-4
May 13	at College of Charleston	L, 6-11
May 15	#6 NORTH CAROLINA ^	L, 4-10
May 17	GARDNER-WEBB *	L, 1-7
May 18	GARDNER-WEBB *	W, 7-6
May 19	GARDNER-WEBB *	L, 3-10
May 22	vs. (3) Liberty #	4:30pm
May 23	vs. TBA #	TBA

^ - at Flour Field - Greenville, S.C.

* - Big South Conference game

HOME GAMES IN ALL CAPS

^ - at Beckley, W.Va.

* - Big South Conference game

- Big South Tournament game

HOME GAMES IN ALL CAPS

All Times EST and subject to change

^ - at McCormick Field - Asheville, N.C.

* - Big South Conference game

- Big South Tournament game

HOME GAMES IN ALL CAPS

All Times EST and subject to change

VMI

(16-36, 7-17 Big South)

Head Coach: Marlin Ikenberry (9th year)
SID Contact: Brad Salois
Phone: 540-464-7514
Press Box: 940-642-9865
Email: SaloisBJ@vmi.edu

Feb. 17	at #2 South Carolina	L, 1-2
Feb. 18	at #2 South Carolina	L, 2-3
	at #2 South Carolina	L, 1-13
Feb. 24	LAFAYETTE	W, 8-0
Feb. 25	LAFAYETTE	L, 5-12
Feb. 26	LAFAYETTE	L, 4-5
Feb. 28	at William & Mary	L, 2-10
March 3	HARTFORD	W, 6-4
	HARTFORD	W, 6-5
March 4	HARTFORD	W, 9-7
March 6	WILLIAM & MARY	L, 2-6
March 9	YOUNGSTOWN STATE	W, 9-4
March 10	YOUNGSTOWN STATE	W, 11-3
March 11	YOUNGSTOWN STATE	L, 2-10
March 13	at Old Dominion	(10) L, 12-13
March 14	vs. Old Dominion ^	L, 3-8
March 16	at UNC Asheville *	(10) L, 4-5
March 17	at UNC Asheville *	L, 4-6
March 18	at UNC Asheville *	L, 5-9
March 21	at Virginia	L, 3-12
March 23	PRESBYTERIAN *	W, 10-5
March 24	PRESBYTERIAN *	W, 5-4
March 25	PRESBYTERIAN *	W, 10-7
March 27	OLD DOMINION	L, 0-2
March 30	at High Point *	L, 3-12
March 31	at High Point *	L, 0-2
April 1	at High Point *	L, 2-5
April 3	RICHMOND	W, 4-3
April 6	WINTHROP *	W, 10-4
April 7	WINTHROP *	L, 5-6
	WINTHROP *	L, 4-7
April 10	at VCU	L, 1-18
April 11	LONGWOOD	L, 6-8
April 13	at Coastal Carolina *	L, 2-3
April 14	at Coastal Carolina *	L, 0-3
April 15	at Coastal Carolina * (ESPNU)	L, 2-3
April 20	CAMPBELL *	L, 4-6
	CAMPBELL *	W, 3-2
April 21	CAMPBELL *	W, 8-7
April 24	at Longwood	W, 6-2
April 25	JAMES MADISON	(13) L, 4-5
April 27	at Gardner-Webb *	(10) L, 3-4
April 28	at Gardner-Webb *	L, 4-5
April 29	at Gardner-Webb *	L, 4-6
May 1	VCU	L, 3-6
May 2	at Virginia Tech	L, 0-18
May 11	CHARLESTON SOUTHERN *	W, 6-5
May 12	CHARLESTON SOUTHERN *	L, 1-8
May 13	CHARLESTON SOUTHERN *	L, 0-6
May 17	VCU	L, 2-7
May 18	vs. East Carolina	L, 8-14
	at VCU	W, 7-6

WINTHROP

(17-35, 9-14 Big South)

Head Coach: Tom Riginos (2nd year)
SID Contact: Wesley Herring
Phone: 803-323-2129, ext. 6067
Press Box: 803-323-2155 or 2114
Email: herringw@winthrop.edu

Feb. 17	#9 GEORGIA TECH	L, 0-5
Feb. 18	KENT STATE	L, 3-11
	#9 GEORGIA TECH	L, 3-5
Feb. 21	WESTERN CAROLINA	L, 3-13
Feb. 24	at #9 Georgia	L, 5-13
Feb. 25	at #9 Georgia	L, 1-2
Feb. 26	at #9 Georgia	L, 0-3
Feb. 28	CHARLOTTE	L, 1-7
March 1	vs. Northern Illinois ^	W, 14-7
March 2	vs. #24 Oregon State ^	L, 4-9
March 3	vs. #11 Arizona State ^	L, 2-17
March 4	vs. Saint Louis ^	L, 2-6
March 7	COLLEGE OF CHARLESTON	L, 3-6
March 9	HOLY CROSS	L, 0-3
March 10	HOLY CROSS	W, 3-2
March 11	HOLY CROSS	(10) L, 3-4
March 12	VALPARAISO	W, 8-6
March 14	at The Citadel	L, 2-9
March 16	RIDER	W, 4-0
March 17	RIDER	W, 5-2
March 18	RIDER	W, 5-2
March 21	at Charlotte	L, 4-7
March 23	CAMPBELL *	L, 0-8
March 24	CAMPBELL *	(12) L, 6-7
	CAMPBELL *	L, 4-6
March 28	FURMAN	W, 5-2
March 30	at Gardner-Webb *	W, 4-1
March 31	at Gardner-Webb *	L, 1-5
April 1	at Gardner-Webb *	W, 5-3
April 3	at Clemson	L, 0-11
April 6	at VMI *	L, 4-10
April 7	at VMI *	W, 6-5
	at VMI *	W, 7-4
April 10	at College of Charleston	L, 3-16
April 13	LIBERTY *	L, 0-7
April 14	LIBERTY *	W, 6-5
April 15	LIBERTY *	L, 1-11
April 17	THE CITADEL	L, 3-10
April 20	RADFORD *	L, 1-7
	RADFORD *	(10) W, 9-8
April 21	RADFORD *	L, 0-9
April 24	WAKE FOREST	L, 2-5
May 2	at #10 North Carolina	L, 0-2
May 4	at Charleston Southern *	L, 4-5
May 5	at Charleston Southern *	L, 2-6
May 6	at Charleston Southern *	W, 2-1
May 11	at Coastal Carolina *	L, 1-4
May 12	at Coastal Carolina *	W, 6-5
May 15	at Western Carolina	W, 11-5
May 17	HIGH POINT *	W, 8-3
May 18	HIGH POINT *	L, 0-7
May 19	HIGH POINT *	L, 2-4

^ - at War Memorial Stadium - Hampton, Va.
* - Big South Conference game
HOME GAMES IN ALL CAPS

^ - at Surprise, Ariz.
* - Big South Conference game
HOME GAMES IN ALL CAPS

2012 NATIONAL HONORS

Capital One/CoSIDA Academic All-District

Jason Patten, Radford (1st Team)
Dusty Quattlebaum, Gardner-Webb (1st Team)
Josh Holskey, Campbell (1st Team)
Tucker Frawley, Coastal Carolina (1st Team)

Johnny Bench Award Watch List

Tucker Frawley, Coastal Carolina (Semifinalist)
John Harris, Gardner-Webb

NCBWA National Player of the Week

Daniel Bowman, Coastal Carolina (March 13)

Collegeinsider.com National Team of the Week

Coastal Carolina, May 1

Collegeinsider.com Southeast Region

Player of the Week

Daniel Bowman, Coastal Carolina (May 2)
Michael Felton, Campbell (May 16)

Collegeinsider.com Southeast Region

Team of the Week

Campbell, March 27
Liberty, Feb. 21 (Honorable Mention)
Liberty, March 13 (Honorable Mention)

College Baseball Hall of Fame

National All-Star Lineup

John Niggli, Liberty (March 5)
Matt Armstead, High Point (March 13)

CollegeBaseball360.com

Primetime Performers Weekly Honor Roll

Eddie Butler, Radford (March 6)
Rich Witten, Coastal Carolina (May 1)
Chandler Knox, Presbyterian (May 8)

Lowe's Senior CLASS Award Candidate

Charlie McCready, Charleston Southern

CollegeBaseballInsider.com

Preseason All-America

Brad Zebedis, Presbyterian (1st Team)
Josh Conway, Coastal Carolina (2nd Team)
Abram Williams, Radford (2nd Team)

NCBWA Preseason All-America

Brad Zebedis, Presbyterian (1st Team)

Collegiate Baseball Preseason All-America

Brad Zebedis, Presbyterian (2nd Team)

Preseason Golden Spikes Award Watch List

Brad Zebedis, Presbyterian

NCBWA Stopper of the Year Watch List

Abram Williams, Radford

ESPN.com All-Senior Team

Daniel Bowman, Coastal Carolina

BIG SOUTH VS. 2012 DIVISION I OPPONENTS

America East	7-0	Mid-American	3-3
Albany	4-0	Northern Illinois	1-0
Hartford	3-0	Ohio	1-1
		Toledo	1-1
		Kent State	0-1
Atlantic Coast	10-27	Metro Atlantic	19-7
Duke	2-1	Rider	6-2
Clemson	2-2	Marist	4-3
North Carolina State	2-2	Manhattan	3-0
North Carolina	2-5	Siena	3-1
Wake Forest	1-3	St. Peter's	3-1
Virginia	1-4		
Boston College	0-1	Mid-Eastern Athletic	24-4
Georgia Tech	0-2	North Carolina Central	8-1
Virginia Tech	0-7	Coppin State	5-0
		North Carolina A&T	5-2
Atlantic Sun	6-13	Maryland Eastern-Shore	4-0
Mercer	2-4	Savannah State	2-1
Kennesaw State	1-1		
Lipscomb	1-2	Mountain West	1-0
East Tennessee State	1-3	Air Force	1-0
USC Upstate	1-3		
		Northeast	5-2
Atlantic 10	12-8	Fairleigh Dickinson	3-0
La Salle	4-1	# - Bryant	2-2
Dayton	2-1		
Fordham	2-1	Ohio Valley	1-2
Charlotte	2-2	Morehead State	1-2
Richmond	2-2		
Saint Louis	0-1	Pacific-12	0-2
		Arizona State	0-1
BIG EAST	5-4	Oregon State	0-1
St. John's	3-1		
Connecticut	1-0	Patriot League	6-5
Georgetown	1-2	Holy Cross	3-2
Pittsburgh	0-1	Army	2-1
		Lafayette	1-2
Big Ten	7-2		
Michigan	3-1	Southeastern	0-15
Ohio State	2-0	Auburn	0-2
Illinois	1-0	South Carolina	0-6
Iowa	1-0	Georgia	0-7
Purdue	0-1		
		Southern	22-33
Big 12	1-2	Western Carolina	3-1
Missouri	1-2	The Citadel	3-4
		UNC Greensboro	3-4
Colonial	12-16-1	Wofford	3-4
James Madison	5-1-1	College of Charleston	3-5
Towson	2-0	Davidson	2-0
Old Dominion	2-3	Furman	2-5
UNC Wilmington	2-4	Appalachian State	1-2
VCU	1-5	Samford	1-2
Georgia State	0-1	Georgia Southern	1-4
William & Mary	0-2	Elon	0-2
Conference USA	9-12	Southwestern	3-1
Marshall	5-6	Alabama State	3-1
UAB	2-2		
East Carolina	1-2	Independents	4-1
UCF	1-2	Longwood	4-1
Southern Mississippi	0-1		
		# - Division I Reclassifying	2-2
Great West	3-0	Bryant	2-2
NJIT	3-0		
Horizon	7-1		
Valparaiso	5-0		
Youngstown State	2-1		
Ivy	2-1		
Penn	2-1		

vs. NCAA DIVISION I OPPONENTS
(169-162-1, .511)

BIG SOUTH IN THE NATIONAL POLLS

<u>Week of</u>	<u>CU</u>	<u>CCU</u>	<u>LU</u>	<u>WU</u>
Preseason	--/--/--	--/RV/35/RV	--/RV/--/--	--/RV/--/--
Feb. 20	--/--/--	--/--/--	--/--/RV/--	--/--/--
Feb. 27	--/--/--	--/--/--	--/--/RV/--	--/--/--
March 5	--/--/--	--/--/--	--/--/RV/RV	--/--/--
March 12	--/--/--	--/--/RV/--	--/--/RV/RV	--/--/--
March 19	--/--/RV/RV	--/--/RV/--	--/--/RV/RV	--/--/--
March 26	--/--/RV/RV	--/25/30/--	--/--/RV/RV	--/--/--
April 2	--/--/RV/RV	--/28/RV/RV	--/--/RV/RV	--/--/--
April 9	--/--/RV	--/--/--	--/--/RV/RV	--/--/--
April 16	--/--/RV/RV	--/--/RV/--	--/--/RV/RV	--/--/--
April 23	--/--/RV/RV	--/--/--	--/--/RV	--/--/--
April 30	--/--/--	--/24/RV/RV	--/--/--	--/--/--
May 7	--/--/--	--/29/RV/RV	--/--/--	--/--/--
May 14	--/--/--	--/--/RV/RV	--/--/--	--/--/--
May 21	--/--/RV/--	--/--/RV/RV	--/--/--	--/--/--
May 28				
Final				

Baseball America poll is first, followed by Collegiate Baseball, National Collegiate Baseball Writers Association (NCBWA) and USA Today/ESPN Coaches Poll

RV - Received Votes

Notes: There was no USA Today/Coaches poll for the week of Feb. 20

BIG SOUTH IN THE NCAA STATISTICS

**TEAM TOP 10
(thru games of May 13)**

Batting Average	
8. Campbell.....	0.317
Runs Per Game	
7. Campbell.....	7.2
Runs Scored	
6. Campbell.....	382
9. Liberty.....	364
Hits	
3. Campbell.....	582
Stolen Bases Per Game	
7. Campbell.....	2.00
Stolen Bases	
6. Campbell.....	106
Hit By Pitch	
2. Campbell.....	101
Sacrifice Flies	
7. Radford.....	33
Earned Run Average	
1. Coastal Carolina.....	2.47
Hits Allowed Per 9 Innings	
5. Coastal Carolina.....	7.38
Fielding Percentage	
5. Radford.....	0.980
On Base Percentage	
6. Campbell.....	0.408

The NCAA does not list reclassifying teams in its overall statistics listings, therefore, Presbyterian College is not ranked in the NCAA individual or team statistics again this season.

2012 BIG SOUTH BASEBALL CHAMPIONSHIP • TUES.-SAT., MAY 22-26, 2012

Tuesday, May 22
Games 1-4

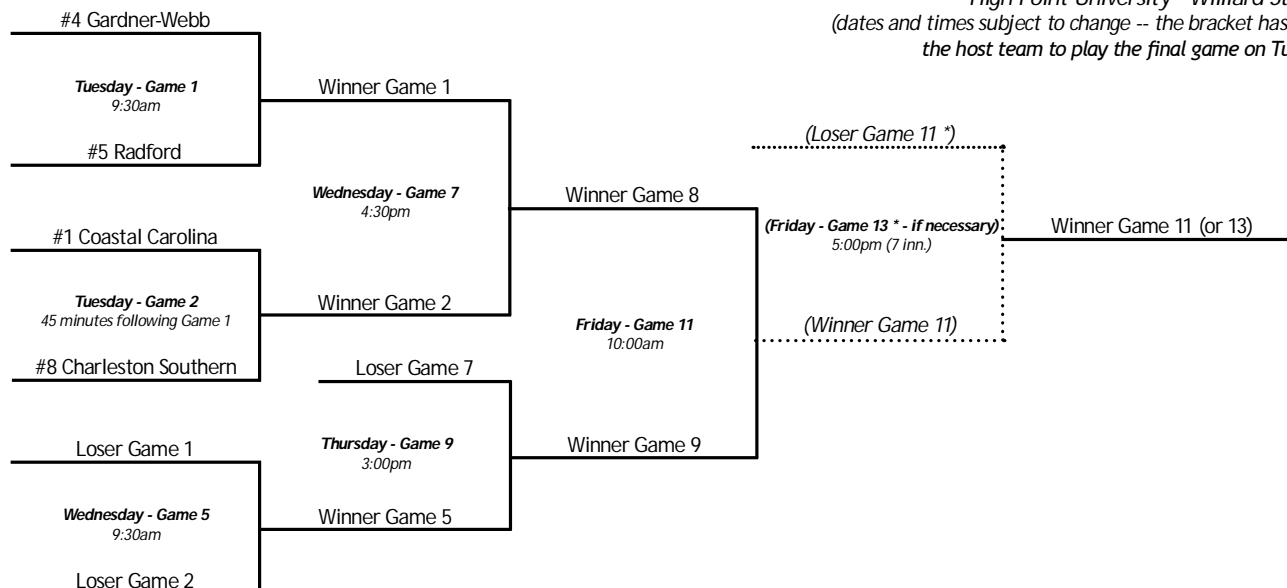
Wednesday, May 23
Games 5-8

Thursday, May 24
Games 9-10

Friday, May 25
Games 11-12 (13-14)

Saturday, May 26
Championship Game

BRACKET ONE



2012 Big South Baseball Championship presented by Brookwood Farms BBQ and Triangle Rent A Car

May 22-26, 2012

High Point University - Williard Stadium

(dates and times subject to change -- the bracket has been adjusted to allow the host team to play the final game on Tuesday night)

BIG SOUTH CHAMPIONSHIP GAME

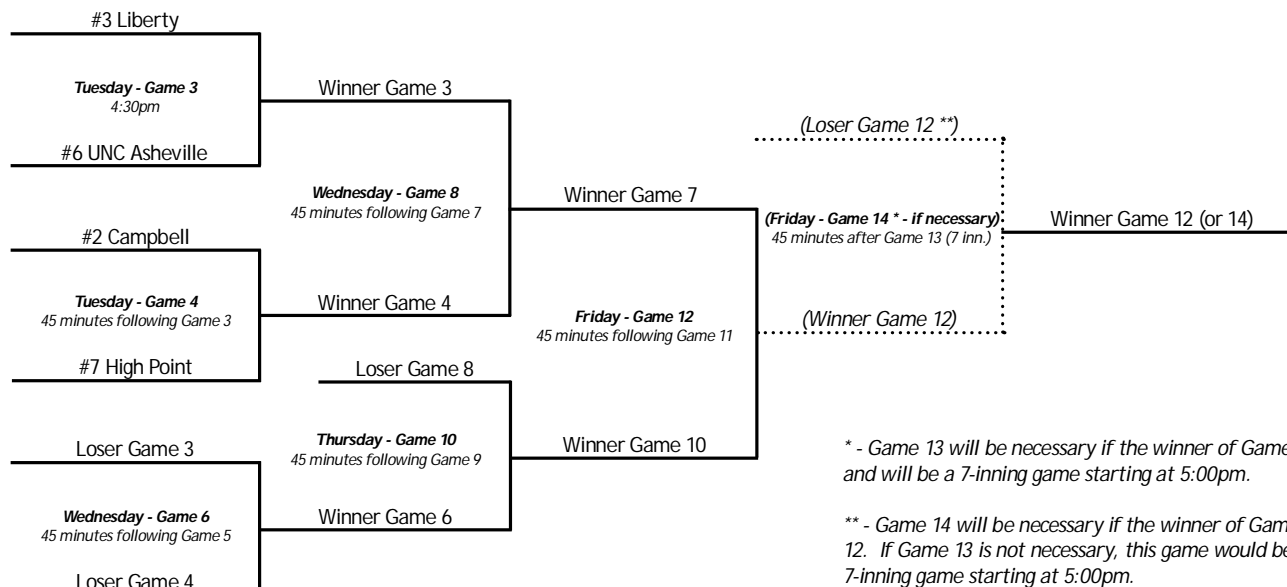
Saturday - 4:00pm

ESPN 3

2012 Big South
Baseball Champion



BRACKET TWO



* - Game 13 will be necessary if the winner of Game 9 also wins Game 11 and will be a 7-inning game starting at 5:00pm.

** - Game 14 will be necessary if the winner of Game 10 also wins Game 12. If Game 13 is not necessary, this game would be Game 13 and will be a 7-inning game starting at 5:00pm.

*** - If both bracket winners are undefeated, there will be no night games on Friday and the Championship game will be the 13th game, which will be played on Saturday. Game time is 4:00pm.

2012 BIG SOUTH BASEBALL STATISTICS (through games of May 20)
(ALL GAMES)

TEAM BATTING	G	Avg	OBpct	Slug	AB	R	H	2B	3B	HR	RBI	BB	SO	SB	SBA	S	SF
1. Campbell.....	56	.316	.406	.423	1931	395	610	109	14	23	337	205	290	115	144	60	25
2. Liberty.....	56	.300	.386	.436	1952	390	586	106	18	41	344	207	308	78	102	37	29
3. Radford.....	55	.289	.366	.385	1906	318	550	93	9	24	289	194	351	73	100	44	34
4. Coastal Carolina....	54	.283	.385	.376	1809	295	512	86	10	21	257	248	331	83	109	67	21
5. Charleston Southern.	54	.278	.342	.362	1825	233	507	73	6	23	208	149	327	51	68	42	20
6. UNC Asheville.....	53	.275	.351	.367	1830	254	504	82	4	26	224	188	351	40	56	32	13
7. Gardner-Webb.....	56	.275	.356	.385	1889	303	519	102	17	24	260	194	345	71	93	27	25
8. Presbyterian.....	55	.272	.339	.381	1913	245	521	93	5	35	215	162	366	42	66	47	21
9. High Point.....	55	.268	.356	.348	1840	287	494	97	4	14	246	184	281	77	105	60	22
10.VMI.....	52	.255	.328	.376	1708	226	436	86	14	31	203	134	431	40	66	48	16
11.Winthrop.....	52	.231	.299	.300	1689	178	391	67	2	15	156	133	367	31	43	58	13

TEAM PITCHING	G	ERA	BAvg	W	L	IP	H	R	ER	BB	SO	CG	HR	ShO	SV	BB/9	SO/9
1. Coastal Carolina....	54	2.49	.232	37	17	498.0	423	206	138	180	363	1	24	4	25	3.25	6.56
2. Liberty.....	56	3.12	.246	38	18	498.1	448	208	173	221	356	4	23	10	14	3.99	6.43
3. Campbell.....	56	3.82	.260	40	16	497.2	492	242	211	188	420	2	21	6	18	3.40	7.60
4. Gardner-Webb.....	56	4.21	.281	30	26	496.0	541	294	232	224	371	1	29	1	9	4.06	6.73
5. Radford.....	55	4.28	.280	28	26	483.1	524	262	230	164	321	3	41	6	11	3.05	5.98
6. Charleston Southern.	54	4.56	.289	20	34	472.0	539	286	239	170	341	2	27	1	9	3.24	6.50
7. High Point.....	55	4.62	.278	26	29	489.1	527	320	251	205	347	5	26	6	9	3.77	6.38
8. UNC Asheville.....	53	4.81	.283	25	28	466.1	519	311	249	166	325	2	28	3	10	3.20	6.27
9. Presbyterian.....	55	5.35	.289	24	31	481.0	551	331	286	201	294	1	35	1	13	3.76	5.50
10.Winthrop.....	52	5.46	.304	17	35	458.0	551	321	278	163	354	4	32	1	6	3.20	6.96
11.VMI.....	52	5.58	.314	16	36	454.2	582	336	282	167	376	0	40	1	10	3.31	7.44

INDIVIDUAL BATTING

Min 3.0 TPA/Team game	CL	G	Avg	OBpct	Slug	AB	R	H	2B	3B	HR	RBI	BB	SO	SB	SBA	SH	SF
1. FELTON, Michael-CAM.....	JR	56	.431	.477	.522	232	50	100	12	3	1	43	18	23	11	14	3	3
2. BOWMAN, Daniel-COAST.....	SR	54	.383	.464	.565	214	52	82	11	5	6	38	24	29	13	16	3	1
3. AANDERUD, Bryan-LIBER.....	JR	56	.372	.475	.464	207	39	77	9	2	2	52	30	17	3	4	1	5
4. PEZZINO, Sal-HPU.....	SR	40	.362	.449	.493	152	26	55	14	0	2	27	15	23	8	9	7	1
5. KIRKLAND, Jake-CAM.....	JR	56	.360	.457	.561	214	45	77	18	2	7	54	30	36	5	6	0	2
6. OLSON, David-CAM.....	JR	53	.356	.425	.535	202	37	72	19	1	5	44	10	25	2	3	4	1
7. WITTEN, Rich-COAST.....	SR	54	.348	.443	.480	204	36	71	15	0	4	53	30	22	8	11	3	3
8. RUSH, Ryne-HPU.....	FR	54	.342	.427	.482	199	32	68	17	1	3	36	19	17	6	11	2	2
9. ISON, Bobby-CSU.....	FR	52	.341	.385	.394	208	30	71	6	1	1	16	14	14	10	11	10	2
10.MACK, Matt-RAD.....	SR	46	.341	.379	.456	182	24	62	6	0	5	39	6	34	7	8	3	3

INDIVIDUAL PITCHING

Min 1.0 IP/Team game	CL	G	GS	ERA	BAvg	W-L	IP	H	R	ER	BB	SO	CG	HR	ShO	SV	BB/9	SO/9
1. BURKE, Aaron-COAST.....	JR	32	0	1.22	.245	8-5	66.2	56	17	9	23	33	0	1	0	7	3.11	4.46
2. NIGGLI, John-LIBER.....	SR	14	13	2.07	.264	8-3	91.1	89	24	21	24	64	2	4	1	1	2.36	6.31
3. CONWAY, Josh-COAST.....	JR	9	9	2.14	.222	4-1	54.2	43	16	13	18	50	1	2	0	0	2.96	8.23
4. GARRETT, Reed-VMI.....	FR	25	1	2.17	.242	2-3	54.0	47	18	13	21	41	0	2	0	1	3.50	6.83
5. BUTLER, Eddie-RAD.....	JR	13	13	2.20	.213	6-4	90.0	70	27	22	23	85	3	4	2	0	2.30	8.50
6. CONNOLLY, Ryan-COAST.....	JR	32	0	2.49	.245	3-2	61.1	54	23	17	17	43	0	3	0	11	2.49	6.31
7. HERB, Tyler-COAST.....	SO	14	14	2.56	.215	8-2	81.0	62	37	23	33	63	0	6	0	0	3.67	7.00
8. KEMMERER, Jacob-LIBER.....	SR	18	8	2.90	.248	4-4	59.0	55	25	19	18	31	0	2	0	3	2.75	4.73
9. KNOX, Chandler-PC.....	SO	14	14	3.02	.277	5-2	89.1	96	37	30	19	48	1	4	0	0	1.91	4.84
10.DULL, Ryan-AVL.....	SR	13	13	3.12	.268	5-4	80.2	84	34	28	12	80	1	5	1	0	1.34	8.93

2012 BIG SOUTH BASEBALL STATISTICS (HITTING - ALL GAMES) - through games of May 20
Hitting minimums - Must appear in 75% of Team's Games and 3.0 TPA/Game

HITS	CL	G	H	H/G
<hr/>				
1. FELTON, Michael-CAM.....	JR	56	100	1.79
2. BOWMAN, Daniel-COAST.....	SR	54	82	1.52
3. KIRKLAND, Jake-CAM.....	JR	56	77	1.38
AANDERUD, Bryan-LIBER.....	JR	56	77	1.38
5. PARMLEY, Ian-LIBER.....	SR	56	74	1.32
6. OLSON, David-CAM.....	JR	53	72	1.36
7. ISON, Bobby-CSU.....	FR	52	71	1.37
WITTEN, Rich-COAST.....	SR	54	71	1.31
9. RUSH, Ryne-HPU.....	FR	54	68	1.26
10.MOLLENHAUER, Brett-RAD....	SR	54	66	1.22

HOME RUNS	CL	G	HR	HR/G
<hr/>				
1. CLOSE, Alex-LIBER.....	FR	48	12	.25
2. MORLEY, Jacob-VMI.....	SR	52	11	.21
3. BRYANT, Kenny-PC.....	SR	55	10	.18
4. KOONTZ, Patrick-AVL.....	SR	49	8	.16
HILLSINGER, Matt-RAD.....	SR	47	8	.17
SMITH, Andy-LIBER.....	JR	48	8	.17
7. KIRKLAND, Jake-CAM.....	JR	56	7	.13
QUATTLEBAUM, Dusty-GWU....	SR	56	7	.13
4 tied with 6 home run(s)				

TRIPLES	CL	G	3B	3B/G
<hr/>				
1. KEMP, Jeff-RAD.....	JR	44	6	.14
2. SMITH, Andy-LIBER.....	JR	48	5	.10
BOWMAN, Daniel-COAST.....	SR	54	5	.09
4. BRENNEMAN, Jimmy-CAM.....	SR	56	4	.07
COLLINS, Brad-GWU.....	JR	54	4	.07
MORLEY, Jacob-VMI.....	SR	52	4	.08
HARRIS, John-GWU.....	JR	55	4	.07
7 tied with 3 triple(s)				

STOLEN BASES	CL	G	SB	SB/G
<hr/>				
1. BRENNEMAN, Jimmy-CAM.....	SR	56	30	.54
2. PARMLEY, Ian-LIBER.....	SR	56	28	.50
3. McQUOWN, Ben-CAM.....	JR	56	27	.48
4. MAY, Jacob-COAST.....	SO	46	24	.52
5. COSTELLO, Zach-RAD.....	SR	54	19	.35
6. MEDINA, Willie-HPU.....	JR	45	17	.38
7. WILSON, Sean-HPU.....	JR	48	15	.31
8. HODGE, Ryan-GWU.....	FR	55	14	.25
9. BOWMAN, Daniel-COAST.....	SR	54	13	.24
LURIE, Jordan-AVL.....	SR	47	13	.28

WALKS	CL	G	BB	BB/G
<hr/>				
1. BRENNEMAN, Jimmy-CAM.....	SR	56	41	.73
2. PARMLEY, Ian-LIBER.....	SR	56	35	.63
3. KIRKLAND, Jake-CAM.....	JR	56	30	.54
MOLLENHAUER, Brett-RAD....	SR	54	30	.56
AANDERUD, Bryan-LIBER.....	JR	56	30	.54
BUCCILLI, Alex-COAST.....	JR	50	30	.60
WITTEN, Rich-COAST.....	SR	54	30	.56
8. CREEL, Justin-COAST.....	JR	51	29	.57
9. BUJNOVSKY, Devin-HPU.....	JR	55	28	.51
WILLIAMS, Andrew-PC.....	JR	54	28	.52

SLUGGING PERCENTAGE	CL	G	AB	H	2B	3B	HR	SLG%
<hr/>								
1. MORLEY, Jacob-VMI.....	SR	52	198	63	14	4	11	.596
2. BOWMAN, Daniel-COAST.....	SR	54	214	82	11	5	6	.565
3. KIRKLAND, Jake-CAM.....	JR	56	214	77	18	2	7	.561
4. KEMP, Jeff-RAD.....	JR	44	181	61	16	6	4	.558
5. CLOSE, Alex-LIBER.....	FR	48	191	57	8	2	12	.550
6. SMITH, Andy-LIBER.....	JR	48	173	57	3	5	8	.543
7. BRYANT, Kenny-PC.....	SR	55	208	65	16	1	10	.543
8. KOONTZ, Patrick-AVL.....	SR	49	156	48	8	2	8	.538
9. OLSON, David-CAM.....	JR	53	202	72	19	1	5	.535
10.FELTON, Michael-CAM.....	JR	56	232	100	12	3	1	.522

RUNS SCORED	CL	G	R	R/G
<hr/>				
1. PARMLEY, Ian-LIBER.....	SR	56	65	1.16
BRENNEMAN, Jimmy-CAM.....	SR	56	65	1.16
3. BOWMAN, Daniel-COAST.....	SR	54	52	.96
4. COSTELLO, Zach-RAD.....	SR	54	51	.94
5. FELTON, Michael-CAM.....	JR	56	50	.89
6. SMITH, Andy-LIBER.....	JR	48	49	1.02
7. KIRKLAND, Jake-CAM.....	JR	56	45	.80
8. HALEY, Zack-LIBER.....	SR	56	44	.79
HODGE, Ryan-GWU.....	FR	55	44	.80
10.WILSON, Sean-HPU.....	JR	48	43	.90

DOUBLES	CL	G	2B	2B/G
<hr/>				
1. HALEY, Zack-LIBER.....	SR	56	20	.36
2. OLSON, David-CAM.....	JR	53	19	.36
3. KIRKLAND, Jake-CAM.....	JR	56	18	.32
4. RUSH, Ryne-HPU.....	FR	54	17	.31
5. KEMP, Jeff-RAD.....	JR	44	16	.36
BRYANT, Kenny-PC.....	SR	55	16	.29
7. WITTEN, Rich-COAST.....	SR	54	15	.28
COLEMAN, Scott-GWU.....	SO	56	15	.27
3 tied with 14 double(s)				

RUNS BATTED IN	CL	G	RBI	RBI/G
<hr/>				
1. KIRKLAND, Jake-CAM.....	JR	56	54	.96
2. WITTEN, Rich-COAST.....	SR	54	53	.98
3. AANDERUD, Bryan-LIBER.....	JR	56	52	.93
4. KEMP, Jeff-RAD.....	JR	44	47	1.07
5. OLSON, David-CAM.....	JR	53	44	.83
6. FELTON, Michael-CAM.....	JR	56	43	.77
7. QUATTLEBAUM, Dusty-GWU....	SR	56	42	.75
CLOSE, Alex-LIBER.....	FR	48	42	.88
9. MACK, Matt-RAD.....	SR	46	39	.85
10.BOWMAN, Daniel-COAST.....	SR	54	38	.70

TOTAL BASES	CL	G	TB	TB/G
<hr/>				
1. FELTON, Michael-CAM.....	JR	56	121	2.16
BOWMAN, Daniel-COAST.....	SR	54	121	2.24
3. KIRKLAND, Jake-CAM.....	JR	56	120	2.14
4. MORLEY, Jacob-VMI.....	SR	52	118	2.27
5. BRYANT, Kenny-PC.....	SR	55	113	2.05
6. OLSON, David-CAM.....	JR	53	108	2.04
7. CLOSE, Alex-LIBER.....	FR	48	105	2.19
8. KEMP, Jeff-RAD.....	JR	44	101	2.30
9. WITTEN, Rich-COAST.....	SR	54	98	1.81
10.QUATTLEBAUM, Dusty-GWU....	SR	56	97	1.73

ON BASE PERCENTAGE	CL	G	AB	H	BB	HBP	SF	OB%
<hr/>								
1. FELTON, Michael-CAM.....	JR	56	232	100	18	5	3	.477
2. AANDERUD, Bryan-LIBER.....	JR	56	207	77	30	15	5	.475
3. BRENNEMAN, Jimmy-CAM.....	SR	56	197	56	41	27	2	.464
4. BOWMAN, Daniel-COAST.....	SR	54	214	82	24	9	1	.464
5. KIRKLAND, Jake-CAM.....	JR	56	214	77	30	10	2	.457
6. PEZZINO, Sal-HPU.....	SR	40	152	55	15	10	1	.449
7. WITTEN, Rich-COAST.....	SR	54	204	71	30	7	3	.443
8. BUCCILLI, Alex-COAST.....	JR	50	167	54	30	5	3	.434
9. SMITH, Andy-LIBER.....	JR	48	173	57	20	14	5	.429
10.RUSH, Ryne-HPU.....	FR	54	199	68	19	12	2	.427

2012 BIG SOUTH BASEBALL STATISTICS (PITCHING - ALL GAMES) - through games of May 20

Pitching minimums - 1.0 IP/Game

WINS	CL	G	W-L
<hr/>			
1. HERB, Tyler-COAST.....	SO	14	8-2
NIGGLI, John-LIBER.....	SR	14	8-3
BURKE, Aaron-COAST.....	JR	32	8-5
4. SERGEY, Matt-CAM.....	SR	14	7-0
JACOBSEN, Andrew-CAM.....	JR	16	7-0
COSTELLO, Tyler-RAD.....	FR	13	7-2
5 tied with 6 victory(s)			

STRIKEOUTS	CL	G	SO	K/9
<hr/>				
1. BUTLER, Eddie-RAD.....	JR	13	85	8.50
2. DULL, Ryan-AVL.....	SR	13	80	8.93
3. RUTH, Eric-WU.....	JR	16	75	8.96
4. PIERPONT, Matt-WU.....	JR	14	74	7.11
5. SERGEY, Matt-CAM.....	SR	14	73	7.41
6. BARNETT, Andrew-GWU.....	SO	16	65	7.34
7. NIGGLI, John-LIBER.....	SR	14	64	6.31
8. HERB, Tyler-COAST.....	SO	14	63	7.00
9. GUNTHER, Ryan-CSU.....	JR	14	60	7.14
2 tied with 58 strikeout(s)				

SAVES	CL	G	Sv
<hr/>			
1. CONNOLLY, Ryan-COAST.....	JR	32	11
2. MATTES, Ryan-CAM.....	JR	25	10
3. IZOKOVIC, Adam-GWU.....	SR	28	9
GRAMMER, Gabe-PC.....	SR	19	9
5. BURKE, Aaron-COAST.....	JR	32	7
6. GARRETT, John-VMI.....	JR	24	6
SCHULTZ, Jaime-HPU.....	SO	22	6
PATTEN, Jason-RAD.....	SR	25	6
DEIGHAN, Corey-CSU.....	SR	28	6
3 tied with 4 save(s)			

SHUTOUTS	CL	G	Sho
<hr/>			
1. BUTLER, Eddie-RAD.....	JR	13	2
ARMSTEAD, Matt-HPU.....	JR	14	2
3. NIGGLI, John-LIBER.....	SR	14	1
ZIER, Frank-CAM.....	SR	14	1
DULL, Ryan-AVL.....	SR	13	1
ECKELBARGER, Patri-LIBER..	SR	14	1
PIERPONT, Matt-WU.....	JR	14	1
AVIDON, Jared-HPU.....	JR	18	1
SERGEY, Matt-CAM.....	SR	14	1

OPP. BATTING AVERAGE	CL	G	AB	H	AVG.
<hr/>					
1. BUTLER, Eddie-RAD.....	JR	13	328	70	.213
2. HERB, Tyler-COAST.....	SO	14	289	62	.215
3. CONWAY, Josh-COAST.....	JR	9	194	43	.222
4. ECKELBARGER, Patri-LIBER..	SR	14	245	55	.224
5. RETZ, Ryan-HPU.....	JR	12	288	66	.229
6. SERGEY, Matt-CAM.....	SR	14	330	79	.239
7. GARRETT, Reed-VMI.....	FR	25	194	47	.242
8. BURKE, Aaron-COAST.....	JR	32	229	56	.245
9. CONNOLLY, Ryan-COAST.....	JR	32	220	54	.245
10.ROLAND, Dean-AVL.....	SO	15	340	84	.247

INNINGS PITCHED	CL	G	IP	IP/G
<hr/>				
1. PIERPONT, Matt-WU.....	JR	14	93.2	6.69
2. NIGGLI, John-LIBER.....	SR	14	91.1	6.52
ROLAND, Dean-AVL.....	SO	15	91.1	6.09
4. BUTLER, Eddie-RAD.....	JR	13	90.0	6.92
5. KNOX, Chandler-PC.....	SO	14	89.1	6.38
6. SERGEY, Matt-CAM.....	SR	14	88.2	6.33
7. KLITSCH, Tyler-WU.....	JR	22	86.2	3.94
8. ZIER, Frank-CAM.....	SR	14	86.0	6.14
9. DEES, Beau-PC.....	FR	16	81.2	5.10

APPEARANCES	CL	App	GS	W	L	Sv
<hr/>						
1. CONNOLLY, Ryan-COAST.....	JR	32	0	3	2	11
BURKE, Aaron-COAST.....	JR	32	0	8	5	7
3. HOWELL, Jeff-GWU.....	JR	31	0	3	3	0
4. IZOKOVIC, Adam-GWU.....	SR	28	0	3	2	9
DEIGHAN, Corey-CSU.....	SR	28	0	3	3	6
6. DEVINE, Michael-VMI.....	SR	26	0	1	1	3
WARNER, Mitch-GWU.....	FR	26	0	6	2	0
KERR, Austin-COAST.....	FR	26	0	1	0	2
RESNIK, Will-HPU.....	FR	26	1	0	0	1
5 tied with 25 appearance(s)						

GAMES STARTED	CL	App	GS	W	L	Sv
<hr/>						
1. HERB, Tyler-COAST.....	SO	14	14	8	2	0
SERGEY, Matt-CAM.....	SR	14	14	7	0	0
KNOX, Chandler-PC.....	SO	14	14	5	2	0
HILTON, Beau-GWU.....	FR	14	14	6	3	0
HENKEL, Campbell-VMI.....	SO	15	14	1	5	0
ROLAND, Dean-AVL.....	SO	15	14	5	5	0
ZIER, Frank-CAM.....	SR	14	14	3	3	0
BARNETT, Andrew-GWU.....	SO	16	14	4	3	0
10 tied with 13 game(s) started						

COMPLETE GAMES	CL	App	GS	CG	W	L
<hr/>						
1. BUTLER, Eddie-RAD.....	JR	13	13	3	6	4
2. MCCREADY, Charlie-CSU.....	SR	12	12	2	4	5
RETZ, Ryan-HPU.....	JR	12	12	2	6	4
ARMSTEAD, Matt-HPU.....	JR	14	9	2	3	4
KLITSCH, Tyler-WU.....	JR	22	10	2	4	7
ECKELBARGER, Patri-LIBER..	SR	14	13	2	6	1
PIERPONT, Matt-WU.....	JR	14	13	2	4	8
NIGGLI, John-LIBER.....	SR	14	13	2	8	3
8 tied with 1 complete game(s)						

TEAM FIELDING	PO	A	E	Pct	DP	SBA-ATT
<hr/>						
1. Radford.....	1450	640	48	.978	37	54-78
2. Liberty.....	1495	571	53	.975	54	39-65
3. Campbell.....	1493	480	53	.974	30	28-45
4. Presbyterian.....	1443	482	67	.966	32	84-99
5. Charleston Southern..	1416	551	70	.966	35	97-126
6. Coastal Carolina....	1494	669	78	.965	43	21-49
7. Winthrop.....	1374	558	72	.964	41	86-110
8. Gardner-Webb.....	1488	595	82	.962	43	75-104
9. UNC Asheville.....	1399	542	78	.961	35	61-81
10.High Point.....	1468	557	84	.960	39	78-103
11.VMI.....	1364	518	79	.960	40	56-78

FINAL 2012 BIG SOUTH BASEBALL STATISTICS
(BIG SOUTH GAMES ONLY)

TEAM BATTING	G	Avg	OBpct	Slug	AB	R	H	2B	3B	HR	RBI	BB	SO	SB	SBA	S	SF
1. Coastal Carolina....	23	.303	.394	.411	772	137	234	36	4	13	126	100	123	36	50	31	9
2. Charleston Southern.	24	.292	.344	.384	836	119	244	33	1	14	109	54	135	22	29	17	10
3. Liberty.....	24	.289	.381	.436	851	162	246	36	10	23	148	101	138	29	37	18	10
4. Campbell.....	24	.288	.374	.375	819	123	236	33	4	10	105	83	130	51	61	32	9
5. Radford.....	24	.285	.367	.364	845	138	241	44	1	7	128	93	165	26	38	21	21
6. Gardner-Webb.....	24	.283	.353	.376	835	123	236	45	3	9	107	70	126	34	38	14	9
7. Presbyterian.....	24	.281	.352	.395	832	103	234	42	1	17	90	74	148	14	30	19	7
8. UNC Asheville.....	24	.280	.345	.369	846	104	237	38	2	11	91	73	156	23	30	22	3
9. High Point.....	24	.277	.359	.363	824	123	228	48	1	7	106	82	123	34	47	22	10
10.VMI.....	24	.263	.329	.386	777	99	204	38	5	16	88	55	179	11	25	21	5
11.Winthrop.....	23	.252	.311	.323	777	79	196	32	1	7	71	59	151	12	16	29	6

TEAM PITCHING	G	ERA	BAvg	W	L	IP	H	R	ER	BB	SO	CG	HR	ShO	SV	BB/9	SO/9
1. Coastal Carolina....	23	2.34	.228	18	5	208.0	173	83	54	76	145	0	8	2	13	3.29	6.27
2. Radford.....	24	3.28	.267	12	12	217.0	222	98	79	68	152	2	13	4	3	2.82	6.30
3. Liberty.....	24	3.42	.257	14	10	218.1	209	105	83	104	142	2	12	3	5	4.29	5.85
4. Campbell.....	24	3.80	.258	15	9	215.2	205	101	91	89	149	1	15	2	10	3.71	6.22
5. Charleston Southern.	24	4.23	.284	11	13	213.0	238	119	100	79	138	1	13	1	6	3.34	5.83
6. Gardner-Webb.....	24	4.63	.297	12	12	212.0	239	119	109	99	135	1	14	0	3	4.20	5.73
7. High Point.....	24	4.82	.285	11	13	213.0	234	137	114	66	146	4	10	3	3	2.79	6.17
8. VMI.....	24	4.83	.311	7	17	207.0	255	130	111	74	153	0	12	0	5	3.22	6.65
9. Presbyterian.....	24	4.94	.290	10	14	209.2	241	134	115	69	116	0	10	1	4	2.96	4.98
10.UNC Asheville.....	24	4.98	.304	12	12	220.1	272	153	122	69	150	1	11	1	5	2.82	6.13
11.Winthrop.....	23	5.16	.308	9	14	206.0	248	131	118	51	148	2	16	0	2	2.23	6.47

INDIVIDUAL BATTING

Min 3.0 TPA/Team game	CL	G	Avg	OBpct	Slug	AB	R	H	2B	3B	HR	RBI	BB	SO	SB	SBA	SH	SF
1. CORDELL, Ryan-LIBER.....	SO	20	.403	.471	.565	62	18	25	4	0	2	3	8	7	3	3	1	0
2. BOWMAN, Daniel-COAST.....	SR	23	.400	.467	.611	95	24	38	3	4	3	20	10	13	4	5	0	0
3. WITTEN, Rich-COAST.....	SR	23	.388	.471	.553	85	14	33	5	0	3	24	14	8	2	3	1	2
4. FELTON, Michael-CAM.....	JR	24	.380	.441	.440	100	13	38	2	2	0	10	9	12	6	7	2	0
5. COLEMAN, Scott-GWU.....	SO	24	.372	.400	.553	94	17	35	8	0	3	17	3	7	2	2	2	1
6. HODGE, Ryan-GWU.....	FR	24	.368	.435	.442	95	25	35	4	0	1	12	8	12	9	11	3	1
7. MACK, Matt-RAD.....	SR	21	.368	.406	.448	87	11	32	4	0	1	20	4	17	3	4	2	2
8. STREETT, Robbie-CSU.....	FR	19	.368	.405	.515	68	10	25	7	0	1	8	4	8	1	1	0	1
9. OLSON, David-CAM.....	JR	24	.366	.416	.559	93	15	34	7	1	3	18	4	10	1	1	3	0
10.BUCCILLI, Alex-COAST.....	JR	23	.365	.461	.529	85	18	31	5	0	3	21	13	5	5	5	4	1

INDIVIDUAL PITCHING

Min 1.0 IP/Team game	CL	G	GS	ERA	BAvg	W-L	IP	H	R	ER	BB	SO	CG	HR	ShO	SV	BB/9	SO/9
1. BURKE, Aaron-COAST.....	JR	13	0	0.31	.190	3-1	29.1	19	6	1	10	11	0	0	0	4	3.07	3.38
2. CONNOLLY, Ryan-COAST.....	JR	14	0	0.34	.182	2-1	26.1	16	4	1	7	15	0	0	0	5	2.39	5.13
3. CEDANO, Hector-CAM.....	SO	7	3	1.78	.194	2-0	30.1	20	6	6	14	18	0	1	0	0	4.15	5.34
4. BUTLER, Eddie-RAD.....	JR	8	8	2.03	.211	4-3	57.2	44	15	13	11	51	2	1	1	0	1.72	7.96
5. KEMMERER, Jacob-LIBER.....	SR	11	3	2.05	.226	2-2	30.2	26	10	7	8	16	0	1	0	2	2.35	4.70
6. WALLACE, Austin-COAST.....	JR	8	7	2.11	.238	4-0	38.1	35	17	9	10	28	0	1	0	0	2.35	6.57
7. NIGGLI, John-LIBER.....	SR	8	8	2.38	.263	4-3	56.2	55	17	15	16	34	1	3	0	0	2.54	5.40
8. WARNER, Mitch-GWU.....	FR	12	0	2.70	.234	3-2	26.2	22	10	8	10	20	0	3	0	0	3.38	6.75
9. KNOX, Chandler-PC.....	SO	8	8	2.94	.271	2-1	52.0	55	19	17	6	28	0	1	0	0	1.04	4.85
10.HERB, Tyler-COAST.....	SO	8	8	3.02	.219	4-1	44.2	34	20	15	22	34	0	3	0	0	4.43	6.85

FINAL 2012 BIG SOUTH BASEBALL STATISTICS (HITTING - BIG SOUTH GAMES ONLY)
Hitting minimums - Must appear in 75% of Team's Games and 3.0 TPA/Game

HITS	CL	G	H	H/G
<hr/>				
1. FELTON, Michael-CAM.....	JR	24	38	1.58
BOWMAN, Daniel-COAST.....	SR	23	38	1.65
3. HODGE, Ryan-GWU.....	FR	24	35	1.46
COLEMAN, Scott-GWU.....	SO	24	35	1.46
5. FAIRCLOTH, John-CSU.....	JR	23	34	1.48
DICKINSON, Rob-VMI.....	JR	24	34	1.42
SHELTON, Chase-CSU.....	FR	24	34	1.42
OLSON, David-CAM.....	JR	24	34	1.42
3 tied with 33 hit(s)				

HOME RUNS	CL	G	HR	HR/G
<hr/>				
1. CLOSE, Alex-LIBER.....	FR	24	8	.33
2. BRYANT, Kenny-PC.....	SR	24	6	.25
MORLEY, Jacob-VMI.....	SR	24	6	.25
4. ZEBEDIS, Brad-PC.....	SO	24	5	.21
5. DICKINSON, Rob-VMI.....	JR	24	4	.17
14 tied with 3 home run(s)				

TRIPLES	CL	G	3B	3B/G
<hr/>				
1. BOWMAN, Daniel-COAST.....	SR	23	4	.17
2. SMITH, Andy-LIBER.....	JR	19	3	.16
DICKINSON, Rob-VMI.....	JR	24	3	.13
4. HALEY, Zack-LIBER.....	SR	24	2	.08
FELTON, Michael-CAM.....	JR	24	2	.08
AANDERUD, Bryan-LIBER.....	JR	24	2	.08
17 tied with 1 triple(s)				

STOLEN BASES	CL	G	SB	SB/G
<hr/>				
1. MAY, Jacob-COAST.....	SO	23	14	.61
McQUOWN, Ben-CAM.....	JR	24	14	.58
3. MEDINA, Willie-HPU.....	JR	24	12	.50
4. PARMLEY, Ian-LIBER.....	SR	24	10	.42
5. HODGE, Ryan-GWU.....	FR	24	9	.38
6. BRENNEMAN, Jimmy-CAM.....	SR	24	8	.33
COSTELLO, Zach-RAD.....	SR	24	8	.33
8. BLANTON, Zeke-GWU.....	SR	21	7	.33
LURIE, Jordan-AVL.....	SR	21	7	.33
3 tied with 6 stolen base(s)				

WALKS	CL	G	BB	BB/G
<hr/>				
1. MOLLENHAUER, Brett-RAD....	SR	24	17	.71
2. BRENNEMAN, Jimmy-CAM.....	SR	24	16	.67
3. AANDERUD, Bryan-LIBER.....	JR	24	15	.63
PARMLEY, Ian-LIBER.....	SR	24	15	.63
5. RAY, Nick-CAM.....	JR	24	14	.58
DRIVER, Jason-WU.....	JR	23	14	.61
WITTEN, Rich-COAST.....	SR	23	14	.61
WILSON, Sean-HPU.....	JR	24	14	.58
LURIE, Jordan-AVL.....	SR	21	14	.67
4 tied with 13 walk(s)				

SLUGGING PERCENTAGE	CL	G	AB	H	2B	3B	HR	SLUG%
<hr/>								
1. DICKINSON, Rob-VMI.....	JR	24	96	34	8	3	4	.625
2. BRYANT, Kenny-PC.....	SR	24	91	31	7	0	6	.615
3. BOWMAN, Daniel-COAST.....	SR	23	95	38	3	4	3	.611
4. CLOSE, Alex-LIBER.....	FR	24	99	27	5	1	8	.586
5. MORLEY, Jacob-VMI.....	SR	24	91	27	8	0	6	.582
6. CORDELL, Ryan-LIBER.....	SO	20	62	25	4	0	2	.565
7. OLSON, David-CAM.....	JR	24	93	34	7	1	3	.559
8. COLEMAN, Scott-GWU.....	SO	24	94	35	8	0	3	.553
9. WITTEN, Rich-COAST.....	SR	23	85	33	5	0	3	.553
10. RUSH, Ryne-HPU.....	FR	24	94	33	9	0	3	.543

RUNS SCORED	CL	G	R	R/G
<hr/>				
1. PARMLEY, Ian-LIBER.....	SR	24	26	1.08
2. HODGE, Ryan-GWU.....	FR	24	25	1.04
3. BOWMAN, Daniel-COAST.....	SR	23	24	1.04
4. WILSON, Sean-HPU.....	JR	24	23	.96
COSTELLO, Zach-RAD.....	SR	24	23	.96
6. AANDERUD, Bryan-LIBER.....	JR	24	21	.88
7. HILLSINGER, Matt-RAD.....	SR	18	19	1.06
GARDINER, Josh-RAD.....	FR	24	19	.79
MEDINA, Willie-HPU.....	JR	24	19	.79
CLOSE, Alex-LIBER.....	FR	24	19	.79

DOUBLES	CL	G	2B	2B/G
<hr/>				
1. RUSH, Ryne-HPU.....	FR	24	9	.38
2. KIRKLAND, Jake-CAM.....	JR	24	8	.33
COLEMAN, Scott-GWU.....	SO	24	8	.33
DICKINSON, Rob-VMI.....	JR	24	8	.33
MORLEY, Jacob-VMI.....	SR	24	8	.33
6 tied with 7 double(s)				

RUNS BATTED IN	CL	G	RBI	RBI/G
<hr/>				
1. CLOSE, Alex-LIBER.....	FR	24	29	1.21
2. WITTEN, Rich-COAST.....	SR	23	24	1.04
AANDERUD, Bryan-LIBER.....	JR	24	24	1.00
4. BUCCILLI, Alex-COAST.....	JR	23	21	.91
5. MACK, Matt-RAD.....	SR	21	20	.95
BOWMAN, Daniel-COAST.....	SR	23	20	.87
7. SHELTON, Chase-CSU.....	FR	24	19	.79
8. OLSON, David-CAM.....	JR	24	18	.75
7 tied with 17 RBI(s)				

TOTAL BASES	CL	G	TB	TB/G
<hr/>				
1. DICKINSON, Rob-VMI.....	JR	24	60	2.50
2. CLOSE, Alex-LIBER.....	FR	24	58	2.42
BOWMAN, Daniel-COAST.....	SR	23	58	2.52
4. BRYANT, Kenny-PC.....	SR	24	56	2.33
5. MORLEY, Jacob-VMI.....	SR	24	53	2.21
6. COLEMAN, Scott-GWU.....	SO	24	52	2.17
OLSON, David-CAM.....	JR	24	52	2.17
8. RUSH, Ryne-HPU.....	FR	24	51	2.13
9. WITTEN, Rich-COAST.....	SR	23	47	2.04
FAIRCLOTH, John-CSU.....	JR	23	47	2.04

ON BASE PERCENTAGE	CL	G	AB	H	BB	HBP	SF	OB%
<hr/>								
1. CORDELL, Ryan-LIBER.....	SO	20	62	25	8	0	0	.471
2. WITTEN, Rich-COAST.....	SR	23	85	33	14	1	2	.471
3. AANDERUD, Bryan-LIBER.....	JR	24	89	31	15	7	2	.469
4. BOWMAN, Daniel-COAST.....	SR	23	95	38	10	2	0	.467
5. BUCCILLI, Alex-COAST.....	JR	23	85	31	13	3	1	.461
6. MOLLENHAUER, Brett-RAD....	SR	24	92	33	17	0	3	.446
7. FELTON, Michael-CAM.....	JR	24	100	38	9	2	0	.441
8. HILLSINGER, Matt-RAD.....	SR	18	70	23	10	4	1	.435
9. HODGE, Ryan-GWU.....	FR	24	95	35	8	4	1	.435
10. PICCIRILLI, George-VMI....	SR	24	83	27	12	4	0	.434

FINAL 2012 BIG SOUTH BASEBALL STATISTICS (PITCHING - BIG SOUTH GAMES ONLY)

Pitching minimums - 1.0 IP/Game

WINS	CL	G	W-L
<hr/>			
1. WALLACE, Austin-COAST.....	JR	8	4-0
JACOBSEN, Andrew-CAM.....	JR	8	4-0
SERGEY, Matt-CAM.....	SR	8	4-0
HERB, Tyler-COAST.....	SO	8	4-1
RETZ, Ryan-HPU.....	JR	8	4-2
NIGGLI, John-LIBER.....	SR	8	4-3
BUTLER, Eddie-RAD.....	JR	8	4-3
10 tied with 3 victory(s)			

STRIKEOUTS	CL	G	SO	K/9
<hr/>				
1. BUTLER, Eddie-RAD.....	JR	8	51	7.96
2. DULL, Ryan-AVL.....	SR	8	45	8.44
3. RUTH, Eric-WU.....	JR	8	39	8.04
PIERPONT, Matt-WU.....	JR	8	39	6.02
5. GUNTHER, Ryan-CSU.....	JR	8	38	6.98
6. BROWN, Jeremy-VMI.....	JR	8	37	7.40
7. ROLAND, Dean-AVL.....	SO	8	34	5.37
NIGGLI, John-LIBER.....	SR	8	34	5.40
HERB, Tyler-COAST.....	SO	8	34	6.85
COWGILL, Coby-VMI.....	JR	7	34	7.85

SAVES	CL	G	Sv
<hr/>			
1. MATTES, Ryan-CAM.....	JR	14	8
2. CONNOLLY, Ryan-COAST.....	JR	14	5
3. BURKE, Aaron-COAST.....	JR	13	4
4. DEIGHAN, Corey-CSU.....	SR	13	3
GRAMMER, Gabe-PC.....	SR	7	3
PATTEN, Jason-RAD.....	SR	11	3
GARRETT, John-VMI.....	JR	11	3
IZOKOVIC, Adam-GWU.....	SR	12	3
6 tied with 2 save(s)			

SHUTOUTS	CL	G	Sho
<hr/>			
1. SERGEY, Matt-CAM.....	SR	8	1
BUTLER, Eddie-RAD.....	JR	8	1
ARMSTEAD, Matt-HPU.....	JR	6	1
AVIDON, Jared-HPU.....	JR	6	1

OPP. BATTING AVERAGE	CL	G	AB	H	AVG.
<hr/>					
1. CONNOLLY, Ryan-COAST.....	JR	14	88	16	.182
2. BURKE, Aaron-COAST.....	JR	13	100	19	.190
3. CEDANO, Hector-CAM.....	SO	7	103	20	.194
4. BUTLER, Eddie-RAD.....	JR	8	209	44	.211
5. RETZ, Ryan-HPU.....	JR	8	192	42	.219
6. HERB, Tyler-COAST.....	SO	8	155	34	.219
7. KEMMERER, Jacob-LIBER.....	SR	11	115	26	.226
8. SERGEY, Matt-CAM.....	SR	8	195	45	.231
9. WARNER, Mitch-GWU.....	FR	12	94	22	.234
10.ECKELBARGER, Patri-LIBER..	SR	8	144	34	.236

INNINGS PITCHED	CL	G	IP	IP/G
<hr/>				
1. PIERPONT, Matt-WU.....	JR	8	58.1	7.29
2. BUTLER, Eddie-RAD.....	JR	8	57.2	7.21
3. ROLAND, Dean-AVL.....	SO	8	57.0	7.12
4. NIGGLI, John-LIBER.....	SR	8	56.2	7.08
5. SERGEY, Matt-CAM.....	SR	8	53.0	6.62
6. RETZ, Ryan-HPU.....	JR	8	52.2	6.58
7. KNOX, Chandler-PC.....	SO	8	52.0	6.50
MCCREADY, Charlie-CSU.....	SR	8	52.0	6.50
9. GUNTHER, Ryan-CSU.....	JR	8	49.0	6.12
10.DEES, Beau-PC.....	FR	8	48.1	6.04

APPEARANCES	CL	App	GS	W	L	Sv
<hr/>						
1. CONNOLLY, Ryan-COAST.....	JR	14	0	2	1	5
MATTES, Ryan-CAM.....	JR	14	0	1	3	8
3. BURKE, Aaron-COAST.....	JR	13	0	3	1	4
DEIGHAN, Corey-CSU.....	SR	13	0	2	0	3
DEVINE, Michael-VMI.....	SR	13	0	0	1	1
6. HOWELL, Jeff-GWU.....	JR	12	0	2	2	0
GOODMAN, Joe-HPU.....	FR	12	0	2	1	1
GARRETT, Reed-VMI.....	FR	12	0	1	1	1
WARNER, Mitch-GWU.....	FR	12	0	3	2	0
IZOKOVIC, Adam-GWU.....	SR	12	0	1	1	3

GAMES STARTED	CL	App	GS	W	L	Sv
<hr/>						
20 tied with 8 game(s) started						

COMPLETE GAMES	CL	App	GS	CG	W	L
<hr/>						
1. RETZ, Ryan-HPU.....	JR	8	8	2	4	2
BUTLER, Eddie-RAD.....	JR	8	8	2	4	3
10 tied with 1 complete game(s)						

TEAM FIELDING	PO	A	E	Pct	DP	SBA-ATT
<hr/>						
1. Radford.....	651	298	22	.977	17	29-35
2. Campbell.....	647	212	22	.975	11	6-15
3. Gardner-Webb.....	636	268	25	.973	24	26-45
4. High Point.....	639	238	25	.972	18	28-37
5. Winthrop.....	618	272	28	.969	15	35-50
6. Coastal Carolina....	624	288	31	.967	22	10-19
7. Liberty.....	655	257	33	.965	30	15-19
8. Charleston Southern.	639	242	32	.965	18	51-60
9. Presbyterian.....	629	209	32	.963	12	34-44
10.UNC Asheville.....	661	252	35	.963	16	24-31
11.VMI.....	621	244	36	.960	23	34-46